



SOUTHERN ASIA-PACIFIC DIVISION

Summit on Nurture, Retention & Discipleships

2013

YOU AND YOUR BOSS

When you take a long time, you're slow.

When your boss takes a long time, he's thorough.

When you don't do it, you're lazy.

When your boss doesn't do it, he's too busy.

When doing something without being told, you're over-stepping your authority.

When your boss does the same thing, that's initiative.

When you're on a day off sick, you're always sick.

When your boss has a day off sick, he must be very ill.

When you take a stand, you're being pig-headed.

When your boss does it, he's being firm.

When you overlooked a rule of etiquette, you're being rude.

When your boss skips a few rules, he's being original.

When you please your boss, you're favor-seeking.

When your boss pleases his boss, he's being co-operative.

When you're out of the office, you're wandering around.

When your boss is out of the office, he's on business.

When you make a mistake, you're an idiot.

When your boss makes a mistake, he's only human.

SOUTHERN ASIA-PACIFIC DIVISION

Summit on Nurture, Retention & Discipleships 2013

**Four years trend analysis (2010-2013*) by (SSD,
Unions/attached missions)**

- ◆ **Membership**
- ◆ **Baptism**
- ◆ **Churches and Companies**
- ◆ **Baptism and Profession of Faith**
- ◆ **Transfer in and out**
- ◆ **Dropped and Missing**
- ◆ **Death**
- ◆ **Accession Rate**
- ◆ **Growth Rate**
- ◆ **Credentialed and Licensed Ministers**
- ◆ **Membership per Minister**
- ◆ **SDA/Population ratio**

***Tks NT**

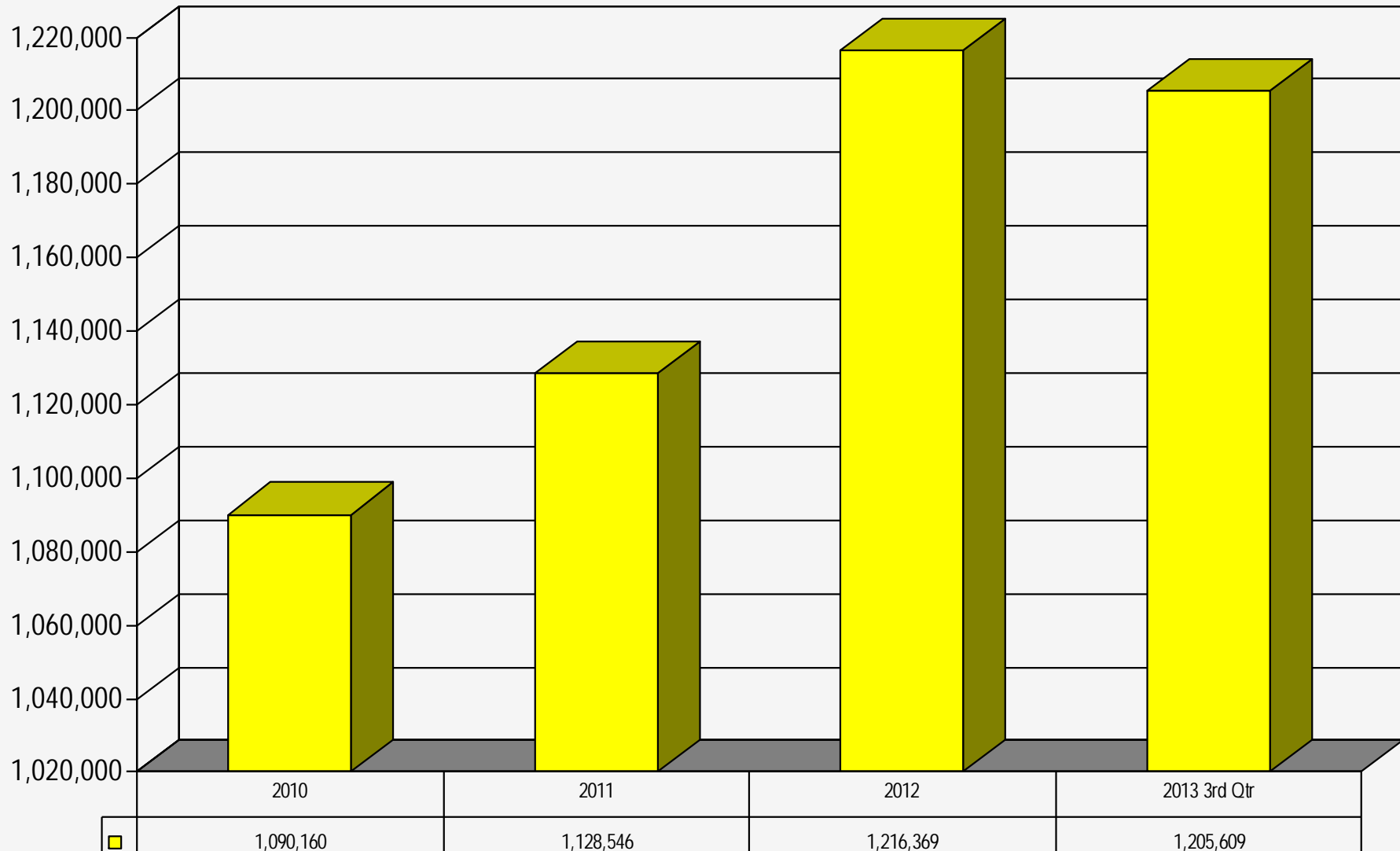


SOUTHERN ASIA-PACIFIC DIVISION
Summit on Nurture, Retention & Discipleships 2013

MEMBERSHIP

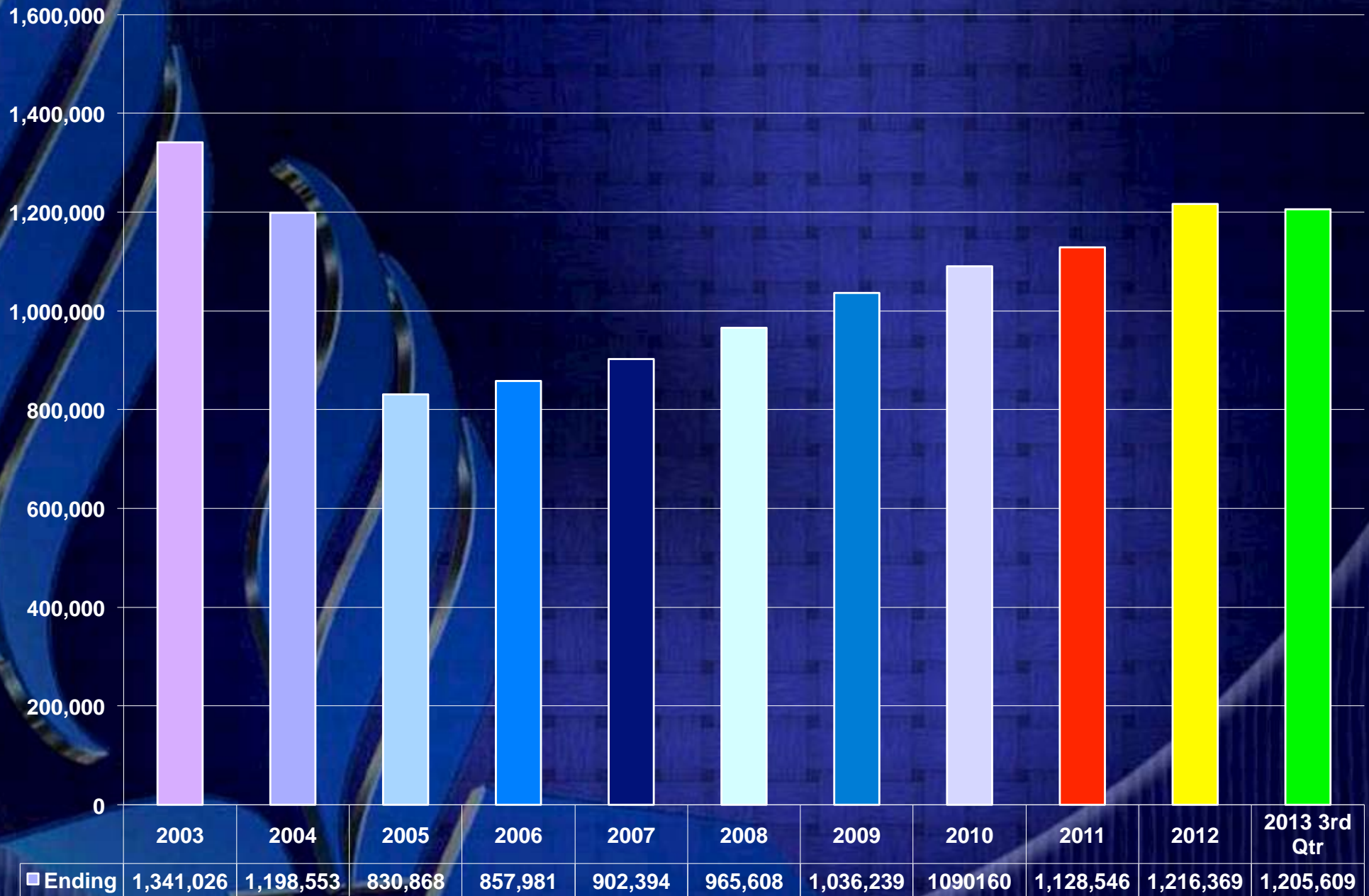


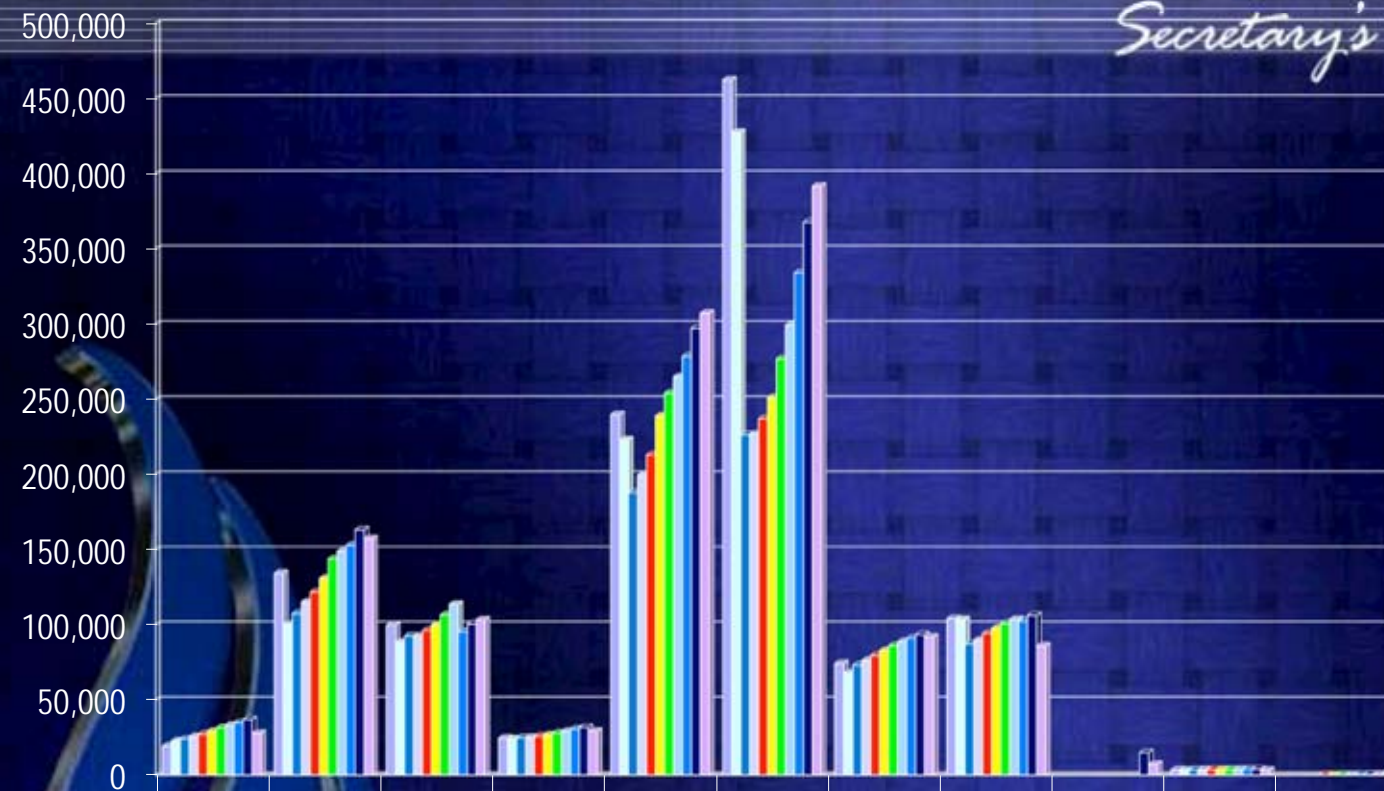
SSD MEMBERSHIP



SSD Membership

Secretary's Report

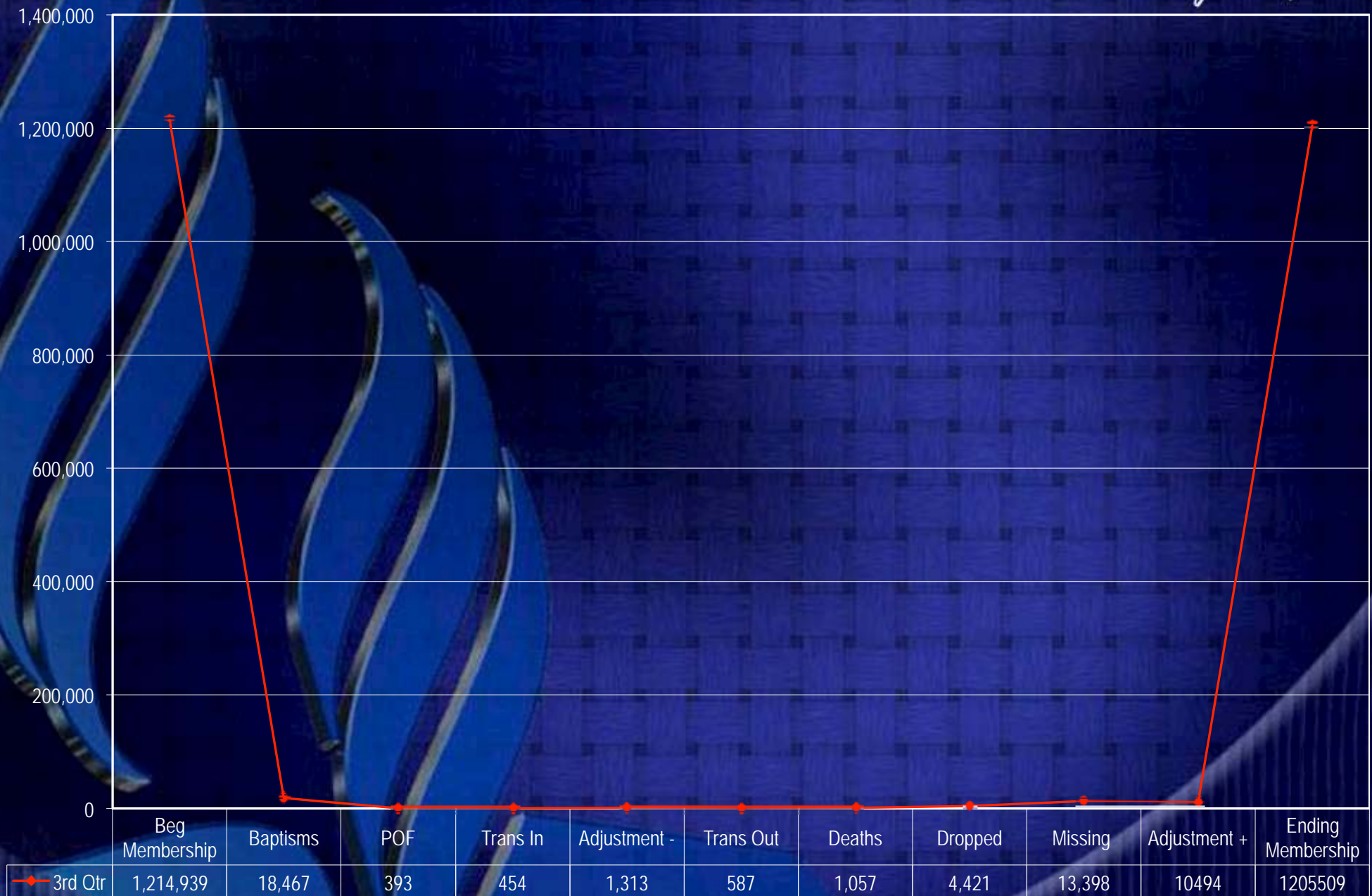




	BAUM	CPUC	EIUC	MYUM	NPUC	SPUC	SAUM	WIUM	PKU	SLM	TLM
2003	19,367	134,209	99,761	24,563	239,872	462,276	74,180	104,005		3544	
2004	22,715	100,255	88,423	24,142	223,100	427,496	67,832	103,377		3,385	
2005	24,073	107,409	92,471	24,853	187,934	226,459	73,178	87,170		3,474	
2006	25,583	115,136	92,287	25,026	199,465	226,904	76,226	89,816		3,577	
2007	27,196	121,701	96,143	25,786	212,872	237,080	79,487	94,262		3,626	208
2008	29,193	130,772	99,937	26,797	238,949	251,175	82,933	97,684		3,681	306
2009	31,569	143,837	106,531	27,973	254,121	276,858	86,034	100,753		3,735	412
2010	33,125	148,945	113,479	29,193	264,998	299,276	88,700	103,564		3,845	455
2011	34,823	152,906	95,337	30,710	278,565	334,160	90,922	102,251		3,907	479
2012	36,881	163,258	100,475	31,786	297,181	367,730	93,383	106,196	15,039	3,949	491
2013 3rd Qtr	27,849	157,363	103,247	29,297	307,232	391,742	91,780	85,950	7,274	3,366	509

Secretary's Statistical Report 3rd Quarter 2013

Secretary's Report

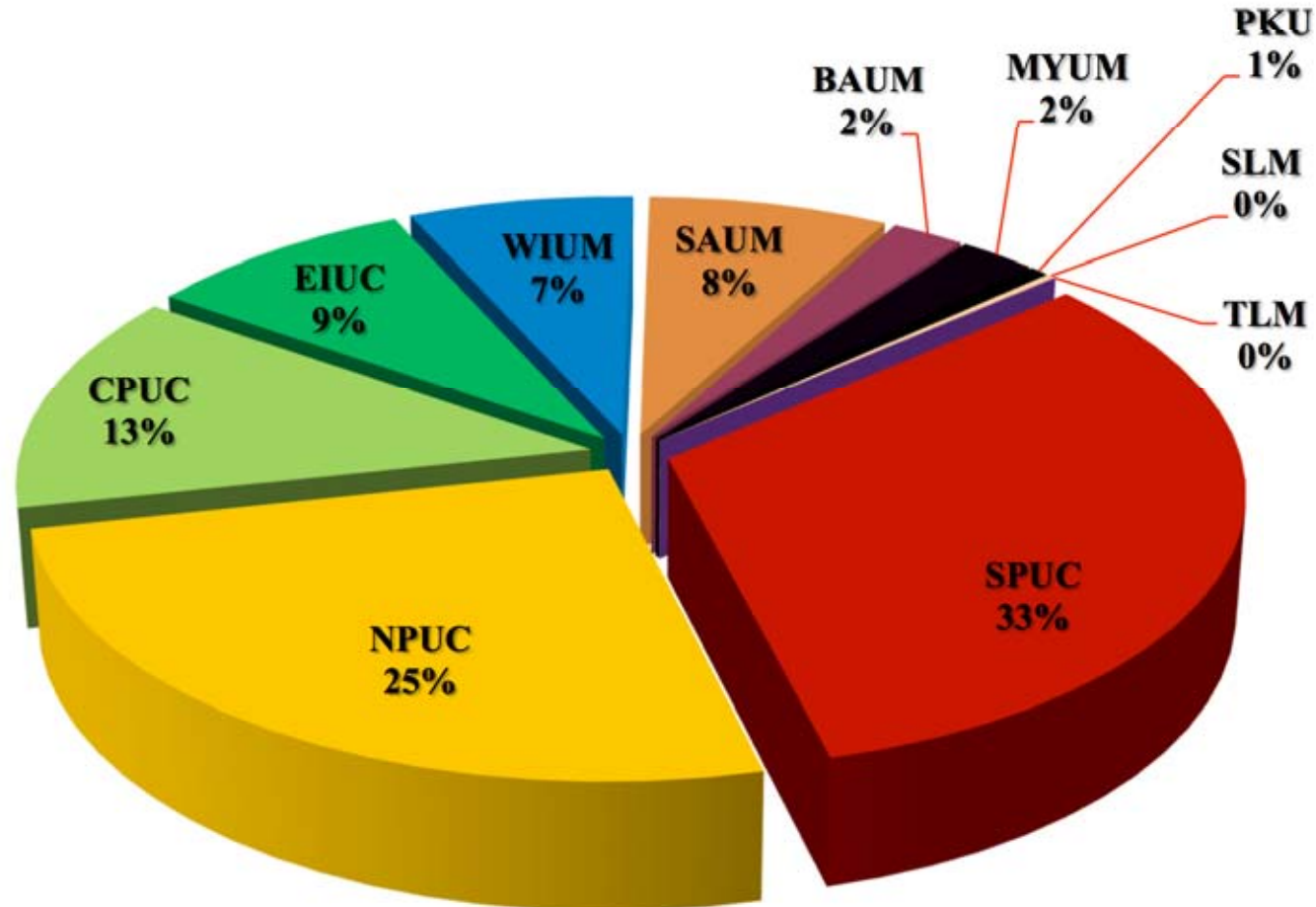


Secretary's Report



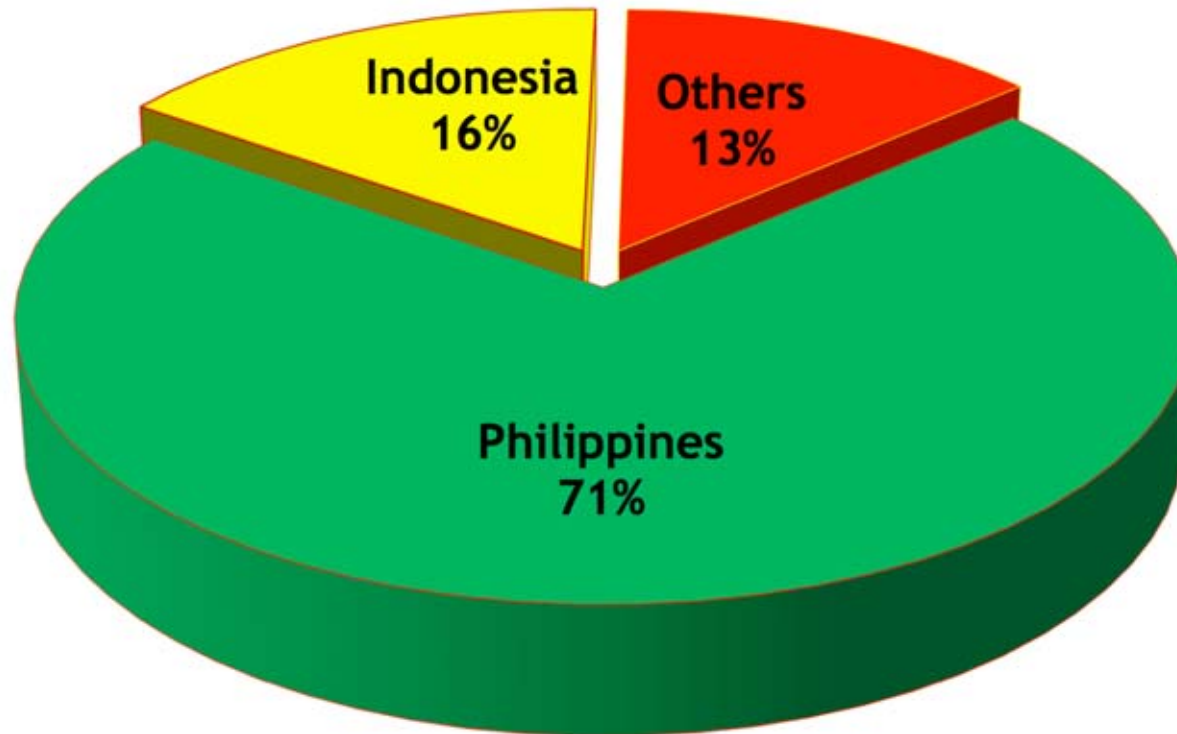
Southern Asia-Pacific Division Secretary's Report

3RD Quarter, 2013



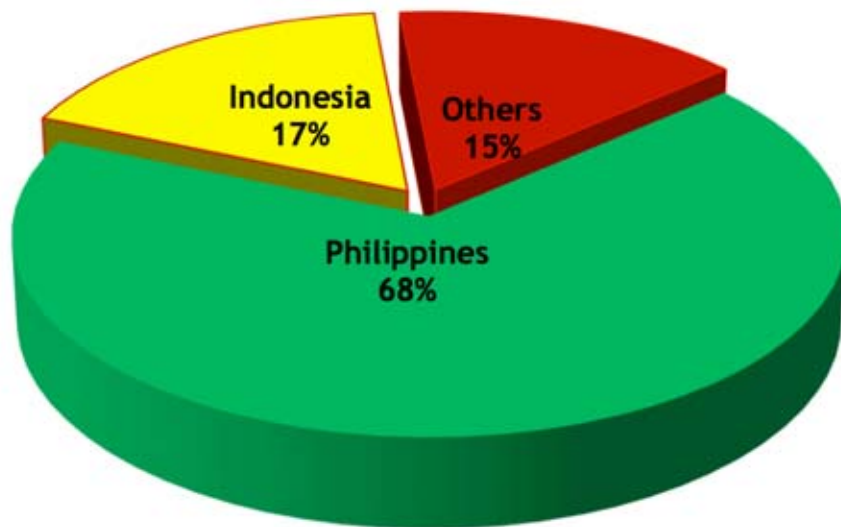
Southern Asia-Pacific Division Secretary's Report

3rd Quarter, 2013

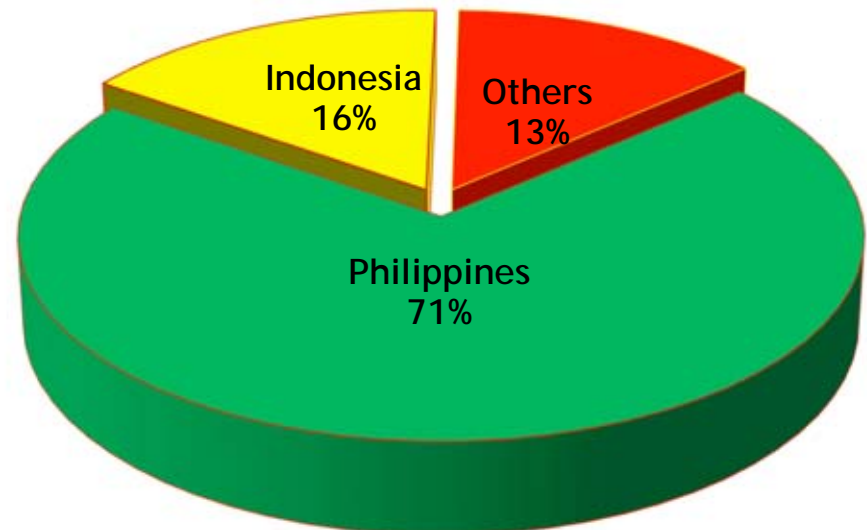


Southern Asia-Pacific Division Secretary's Report

2nd Quarter, 2012



3rd Quarter, 2013



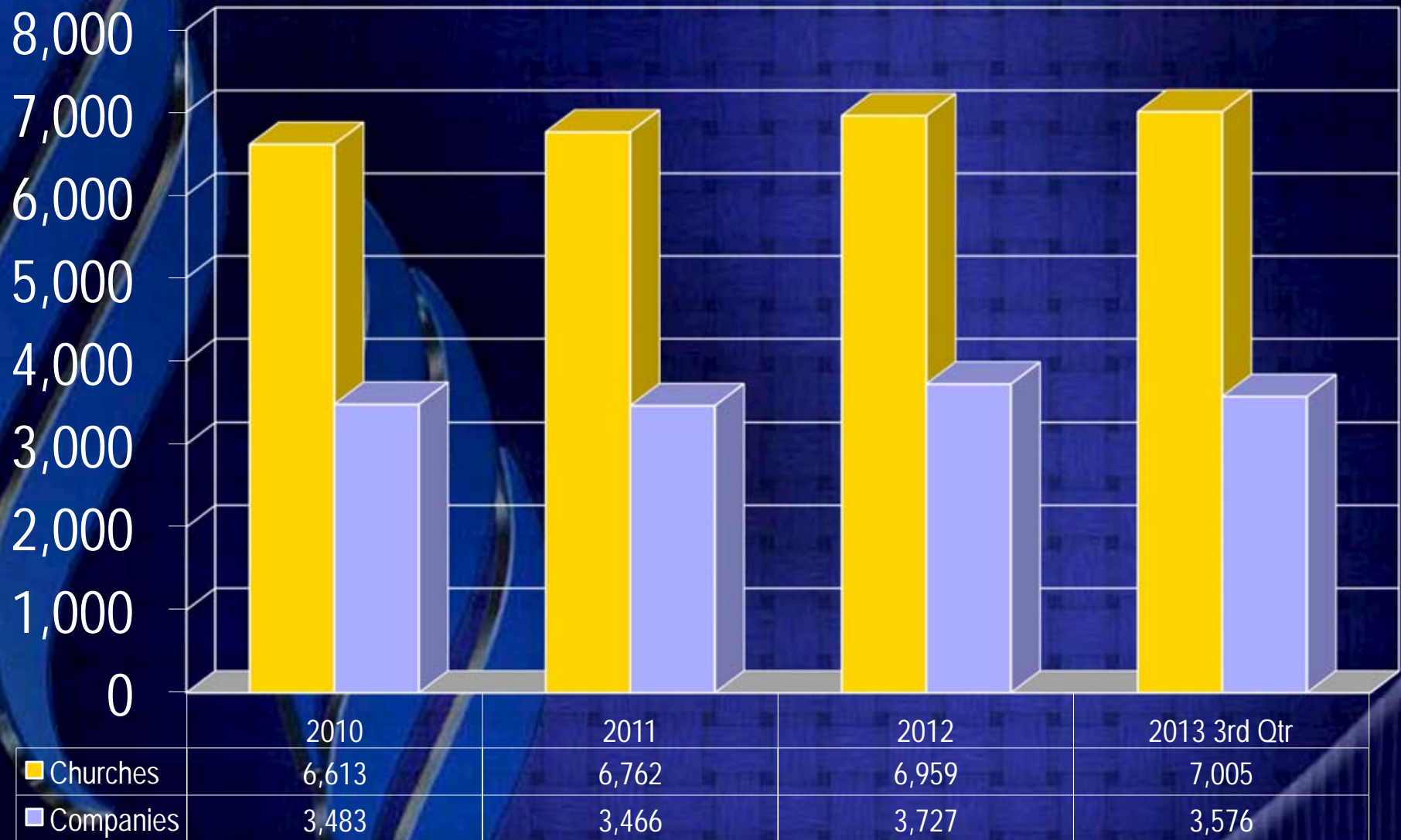
Secretary's Annual Statistical Report Southern Asia-Pacific Division

CHURCHES AND COMPANIES



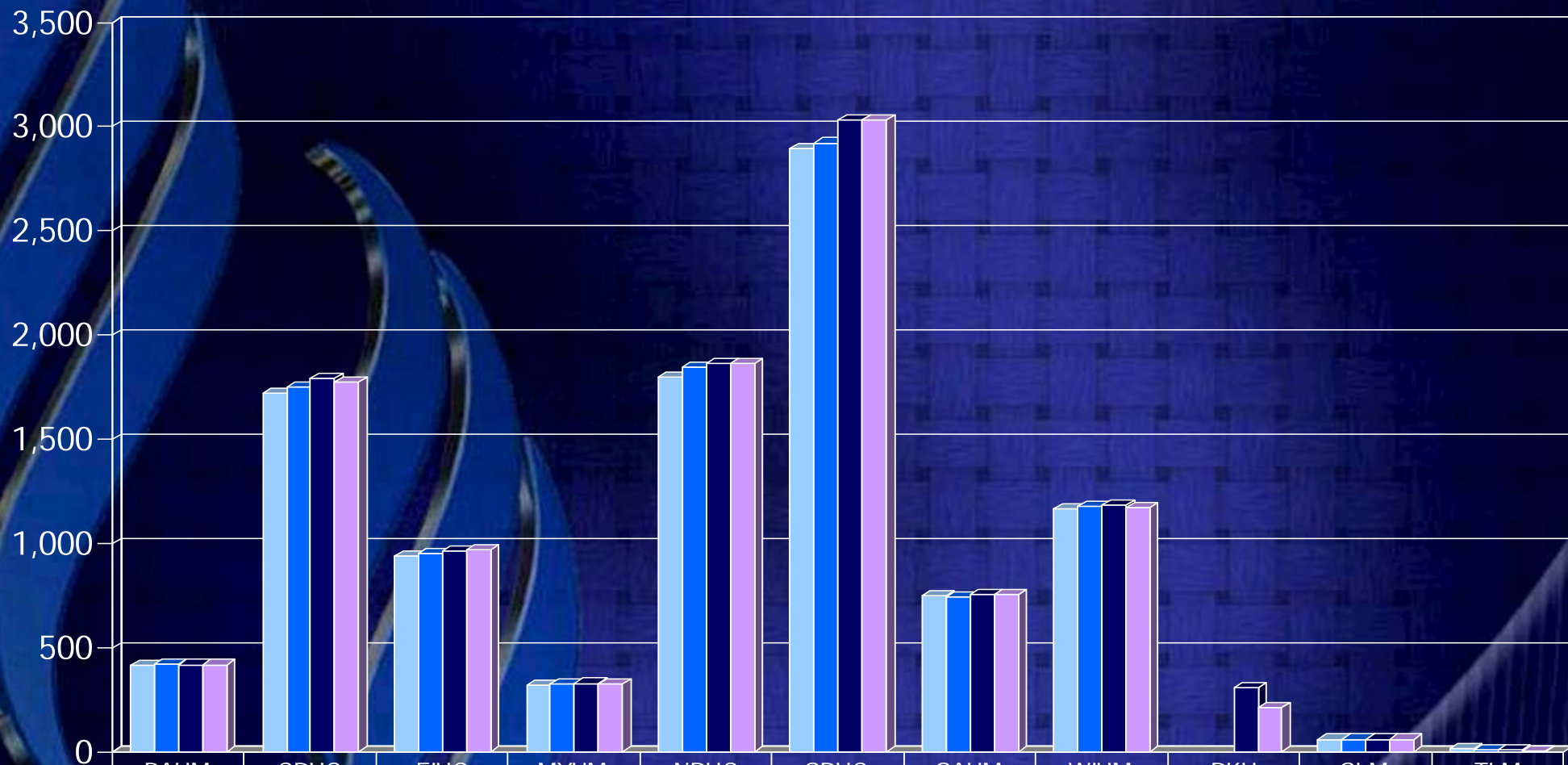
SSD CHURCHES & COMPANIES

Secretary's Report



SSD CHURCHES & COMPANIES *Secretary's Report*

By Union



	BAUM	CPUC	EIUC	MYUM	NPUC	SPUC	SAUM	WIUM	PKU	SLM	TLM
2010	415	1,720	938	319	1,796	2,893	748	1,164		59	12
2011	418	1,749	953	325	1,844	2,922	740	1,177		59	9
2012	417	1,793	963	328	1,863	3,031	753	1,181	309	59	9
2013 3rd qtr	417	1,772	968	324	1,866	3,031	755	1,174	214	59	1

- ❖ Christian Schwarz discovered that small churches were actually 1600 percent more effective in reaching the harvest than mega churches.
- ❖ Many of the members of our large churches are doing comparatively nothing. They might accomplish a good work if, instead of crowding together, they would scatter into places that have not yet been entered by the truth ... Many of the members are dying spiritually for want of this very work. They are becoming sickly and inefficient.

(8T 224)

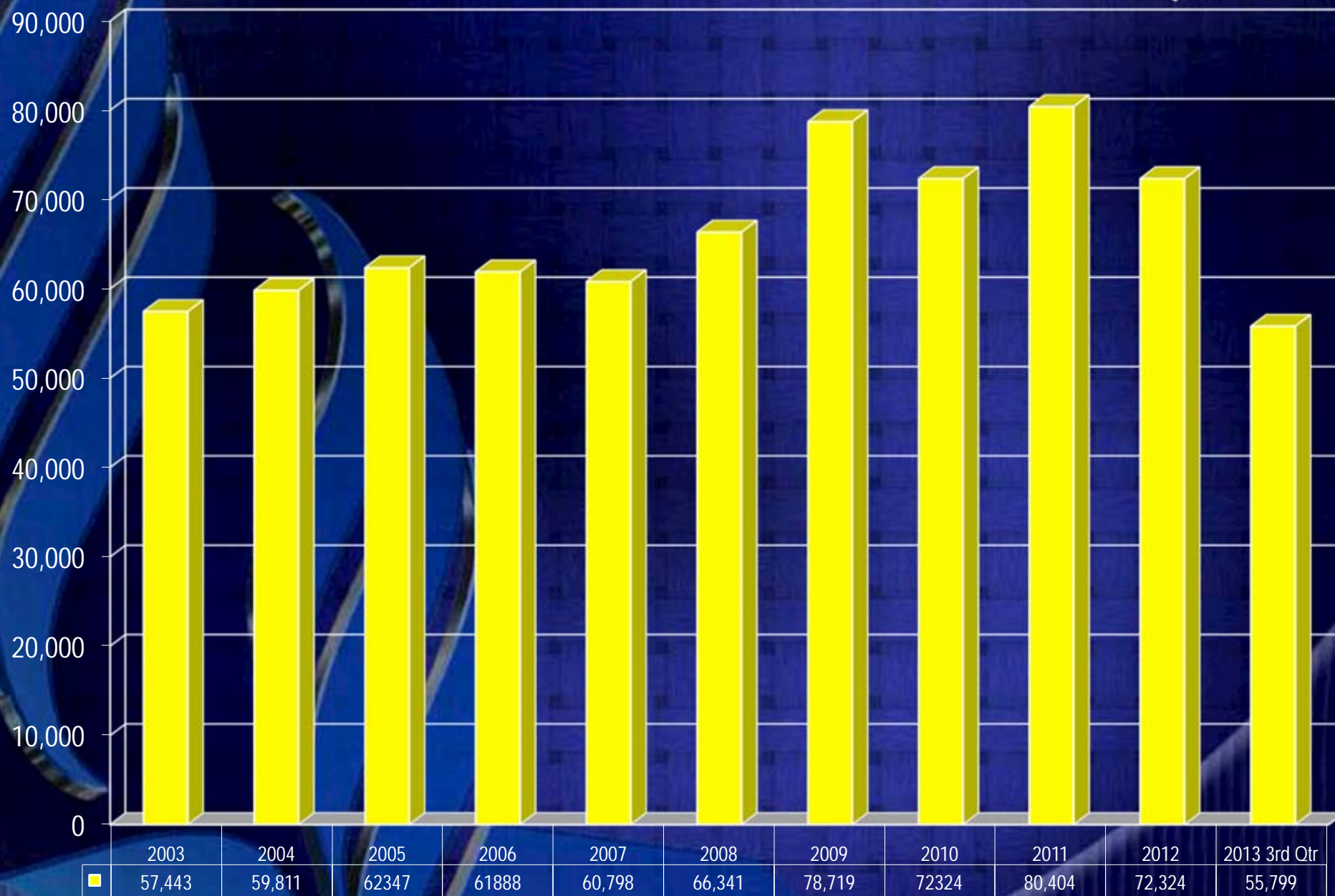
Secretary's Annual Statistical Report Southern Asia-Pacific Division

BAPTISM VS DROPPED/ MISSING



SSD BAPTISMS AND PROFESSION OF FAITH

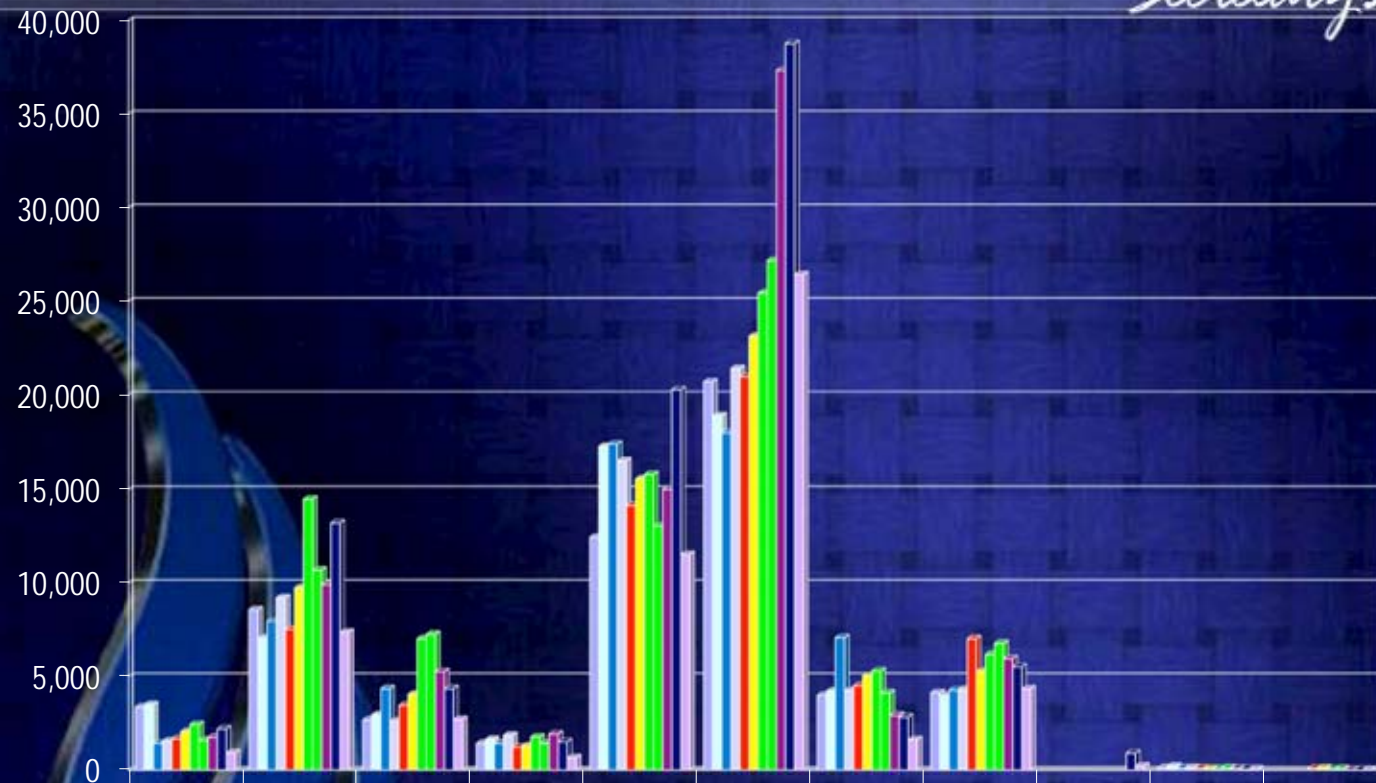
Secretary's Report



SSD BAPTISMS AND PROFESSION OF FAITH

By Union

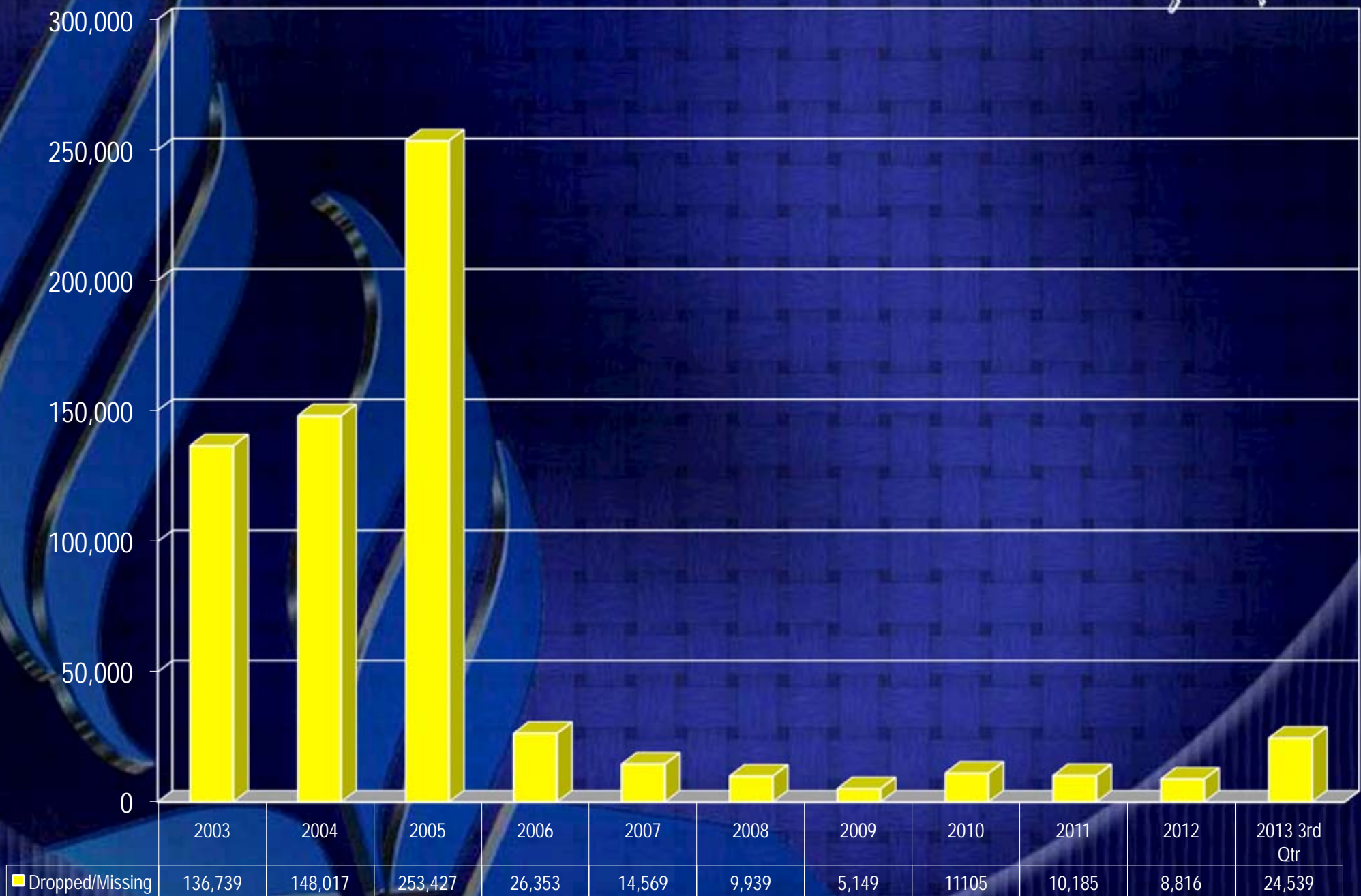
Secretary's Report



	BAUM	CPUC	EIUC	MYUM	NPUC	SPUC	SAUM	WIUM	PKU	SLM	TLM
2003	3,351	8,567	2,664	1,417	12,444	20,688	3,986	4,128		123	
2004	3,485	7,048	2,941	1,630	17,296	18,932	4,209	3,975		201	
2005	1,433	7,950	4,343	1,420	17,416	18,016	7,077	4,265		102	
2006	1,535	9,205	2,612	1,854	16,520	21,395	4,245	4,282		121	
2007	1,662	7,527	3,445	1,223	14,136	20,957	4,496	7,024		88	85
2008	2,043	9,728	4,038	1,279	15,554	23,121	5,024	5,271		71	105
2009	2,428	14,468	7,025	1,764	15,792	25,437	5,280	6,175		56	49
2010	1,594	10,682	7,255	1,427	13,043	27,167	4,118	6,770		115	67
2011	1,743	9,903	5,246	1,914	15,006	37,321	2,910	5,943		79	24
2012	2,189	13,202	4,346	1,504	20,272	38,745	2,817	5,503	888	48	13
2013 3rd Qtr	919	7,361	2,696	656	11,516	26,411	1,622	4,336	213	54	17

SSD DROPPED & MISSING

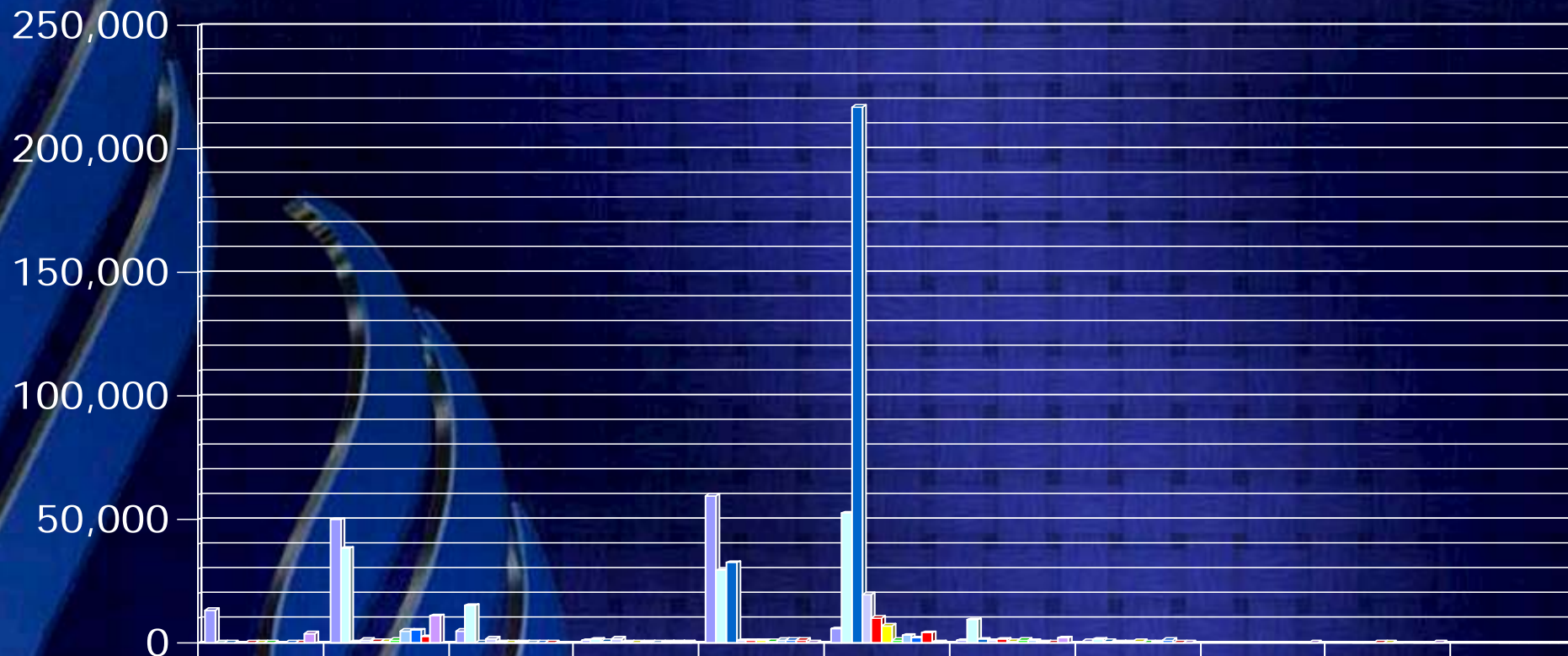
Secretary's Report



SSD DROPPED AND MISSING

By Union

Secretary's Report



	BAUM	CPUC	EIUC	MYUM	NPUC	SPUC	SAUM	WIUM	PKU	SLM	TLM
2003	13,424	49,892	4,859	998	59,685	5,759	859	681			
2004	123	38,284	15,046	1,563	29,267	52,461	9,306	1,566			
2005	64	476	151	626	32,593	217,320	1,560	618		0	
2006	4	1,113	1,673	1,623	986	19,601	931	418		0	
2007	32	779	488	374	992	10,049	1,323	466		26	0
2008	27	620	76	168	824	6,938	680	585		16	0
2009	10	1,168	301	494	588	1,106	1,272	202		1	0
2010	0	4,915	152	119	1,314	3,071	1,010	513			2
2011	5	5,092	27	275	1,195	2,002	476	1,080		0	0
2012	65	2,460	59	323	1,305	4,172	208	220	4	0	0
2013 3rd Qtr	3,941	10,961	4	293	159	513	1,881	33	45	9	0

❖ Not only is the truth to be presented in public assemblies; house-to-house work is to be done. .. This house-to-house labor, searching for souls, hunting for the lost sheep, is the most essential work that can be done.

(Evangelism p. 431)

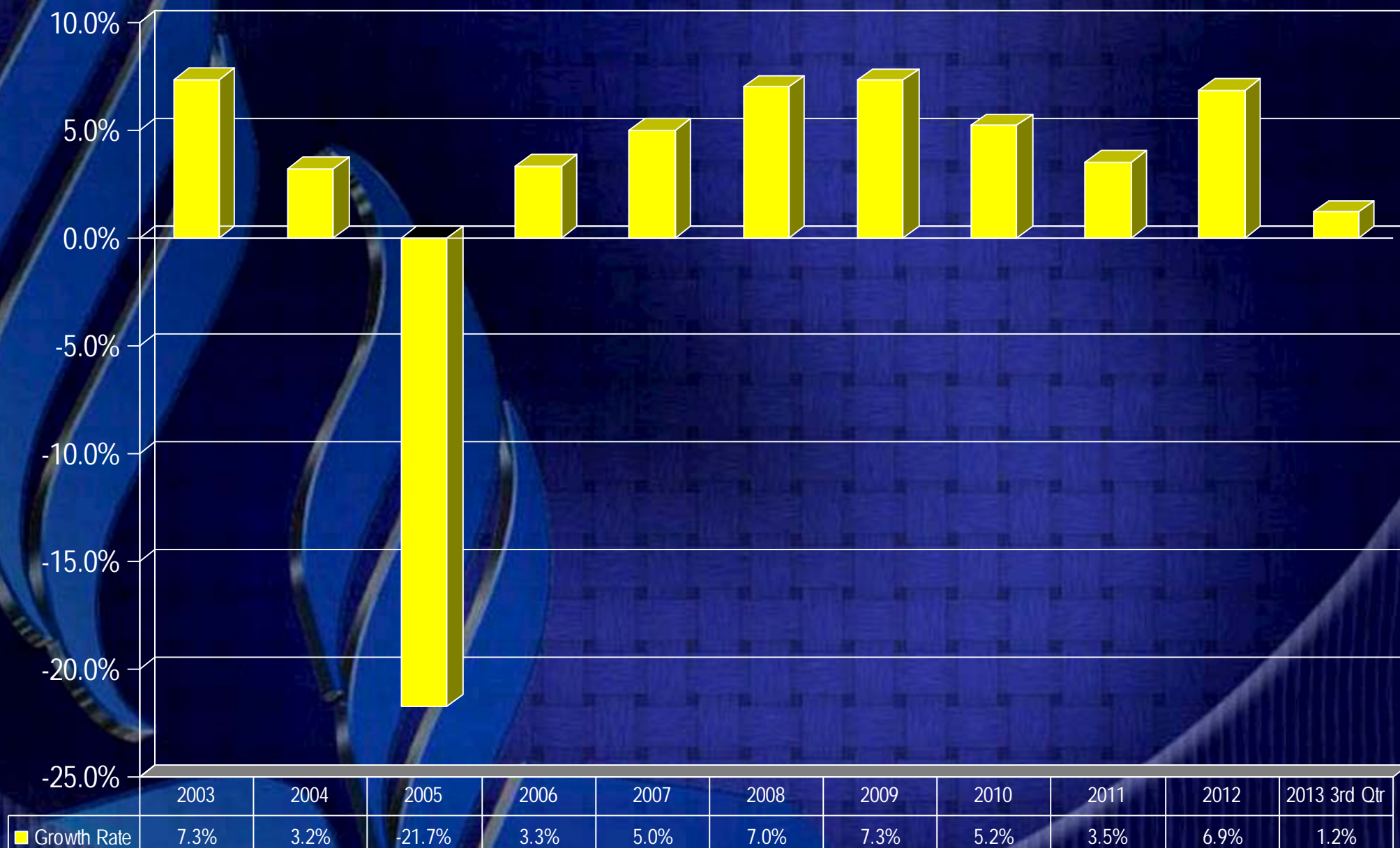
**❖ Our people make a great mistake when, after holding a camp meeting and gathering a few souls, they take down the tents and feel that their duty is done. Their work had only just begun. They have preached doctrines that are new and strange to the people who heard them, and then left the seed sown to be picked up by the birds, or else to wither away...
(Evangelism P. 431)**

Secretary's Annual Statistical Report Southern Asia-Pacific Division



SSD GROWTH RATE

Secretary's Report



GROWTH RATE

By Union

Secretary's Report



	BAUM	CPUC	EIUC	MYUM	NPUC	SPUC	SAUM	WIUM	PKU	SLM	TLM
2003	-34.37%	-24.00%	-2.20%	1.35%	-17.36%	3.43%	3.90%	2.16%		-2.96%	
2004	17.29%	-2.50%	-11.37%	-1.71%	-6.99%	-7.52%	-8.56%	-3.37%		-4.49%	
2005	5.98%	7.14%	8.35%	2.95%	-15.76%	-47.03%	7.88%	-15.68%		2.63%	
2006	6.27%	7.19%	-2.00%	0.70%	6.14%	0.20%	4.17%	3.04%		2.96%	
2007	6.30%	5.70%	3.06%	3.04%	6.72%	4.48%	4.28%	4.95%		1.36%	
2008	7.34%	7.45%	3.95%	3.92%	12.67%	5.95%	4.34%	3.63%		1.50%	
2009	8.14%	9.99%	6.60%	4.39%	6.35%	10.23%	3.74%	3.14%		1.46%	
2010	4.93%	3.55%	6.52%	4.36%	4.28%	8.09%	3.10%	2.79%		2.90%	10.40%
2011	5.13%	2.65%	-15.99%	5.20%	5.12%	11.65%	2.50%	-1.27%		1.60%	5.20%
2012	5.90%	6.70%	5.40%	3.50%	6.70%	10.00%	2.70%	3.90%	5.70%	1.00%	2.50%
2013 3rd Qtr	-24.49%	-3.61%	2.75%	-7.83%	3.37%	6.53%	-1.72%	-19.07%	-51.63%	-14.76%	3.67%

FIVE YEARS

GENERAL STRATEGIC GOALS

(SSD Quinquennial Council - 2010)

⦿ **Net Membership Increase of _____ in five years (2011 – 2015)**

⦿ **A. 100,000 B. 300,000 C. 500,000**

⦿ **Establish and strengthen _____ new worship groups (2011-2015)**

⦿ **A. 300 B. 1,000 C. 1,500**

**FIVE YEARS NET MEMBERSHIP GOAL
BASED ON 2nd QUARTER, 2010**

UNION	MEMBERSHIP	%	YEARLY GOAL	FIVE YEAR
BAUM	32,186	3.03	3,030	15,150
CPUC	148,095	13.95	13,950	69,750
EIUC	108,466	10.22	10,220	51,100
MYUM	28,527	2.69	2,690	13,450
NPUC	261,373	24.62	24,620	123,100
SPUC	285,483	26.89	26,980	134,450
SAUM	86,986	8.19	8,190	40,950
WIUM	101,768	9.59	9,590	47,950
TLM	409	.03	30	150
SLM	3,789	.36	360	1,800
GMM	4,581	.43	430	2,150
TOTAL	1,061,645	100%	100,000	500,000

Southern Asia-Pacific Division Secretary's Report

NET MEMBERSHIP GROWTH

YEAR	MEMBERSHIP			YEARLY GOAL	%
	Beginning	Ending	Net Growth		
2011	1,090,160	1,128,546	+ 38,386	100,000	+ 38.39%
2012	1,128,546	1,216,369	+ 87,823	100,000	+ 87.82%
2013	1,216,369	1,205,609	- 10,760	100,000	- 10.76%
	TOTAL		115,449	300,000	

ESTABLISH AND MAINTAIN 1,500 NEW WORSHIP GROUPS BETWEEN 2011-2015

UNION/ATTACHED MISSION		FIVE YEARS GOAL	YEARLY GOAL	CHURCHES + COMPANY				
				2010	2011	2012	2013	+/-
1	BAUM	40	8	415	418	417	417	+2
2	CPUC	205	41	1,720	1,749	1793	1772	+52
3	EIUC	150	30	938	953	963	968	+30
4	MYUM	40	8	319	325	328	324	+5
5	NPUC	365	73	1,826	1,844	1863	1865	+39
6	SPUC	400	80	2,893	2,922	3031	3031	+138
7	SAUM	120	24	748	713	753	755	+7
8	WIUM	140	28	1,164	1,177	1181	1174	+10
9	TLM	10	2	12	9	9	1	-8
10	SLM	15	3	59	59	59	59	0
11	PKU	-	-	-	-	309	214	-95
TOTAL		1,500	300					

MEMBERSHIP TO POPULATION RATIO

Country	Union	Population	SDAs	2013	2005
Indonesia	EIUC/ WIUM	237,556,363	189,197	1:1,256 +	1:1,235
Pakistan	PKU	184,625,000	7,274	1:25,381 +	1:16,338
Bangladesh	BAUM	164,425,000	27,849	1:5,905 -	1:5,991
Philippines	CPUC NPUC SPUC	98,561,000	856,337	1:115 -	1:162
Viet Nam	SAUM	88,780,000	11,209	1:7,920 -	1:10,247
Thailand	SAUM	67,070,000	14,821	1:4,525 -	1:6,001
Myanmar	MYUM	53,259,000	29,297	1:1,818 -	1:2,033
Malaysia	SAUM	29,791,500	54,658	1:545 -	1:571
Sri Lanka	SLM	20,502,000	3,366	1:6,090 +	1:5,675
Cambodia	SAUM	15,135,000	6,088	1:2,486 +	1:2,472
Laos	SAUM	6,580,000	2,102	1:3,130 -	1:8,561
Singapore	SAUM	5,399,200	2,902	1:1,860 +	1:1,811
Timor-Leste	TLM	1,566,409	509	1:3,077 -	1:11,987
Brunei	SAUM	407,000	0	0:407,000 ?	0:363,000

Ellen White's assurance:

Secretary's Report

“When we think of the conflict before us and the great work that we must do, we tremble. But we may remember that our helper is almighty. We may feel strong in His strength. We may unite our ignorance to His wisdom, our feebleness to His might, our weakness to His unfailing strength. Through Him we may be ‘more than conquerors’”

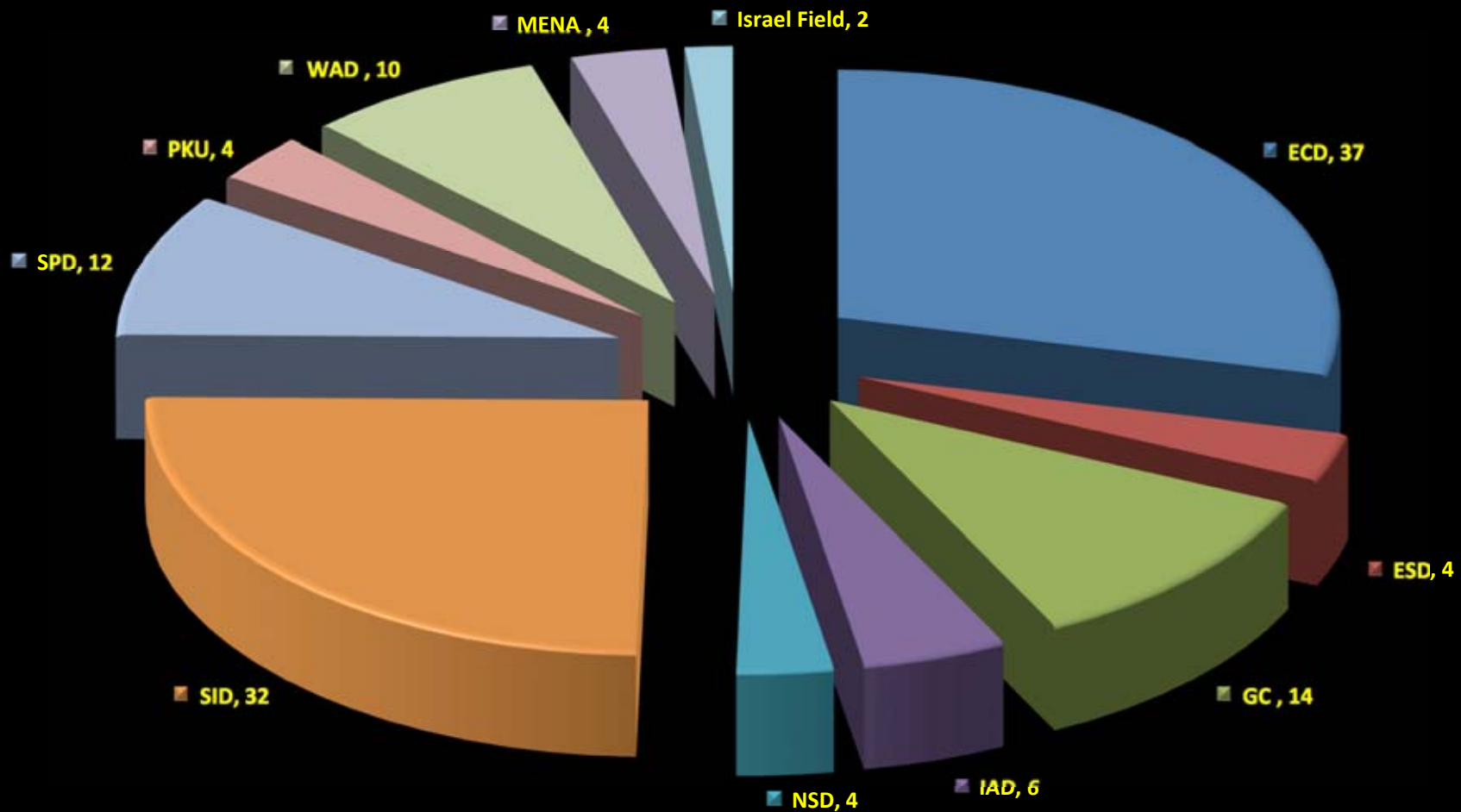
Youth Instructor, 251.

Southern Asia-Pacific Division Secretary's Report

Uneven Membership Distribution

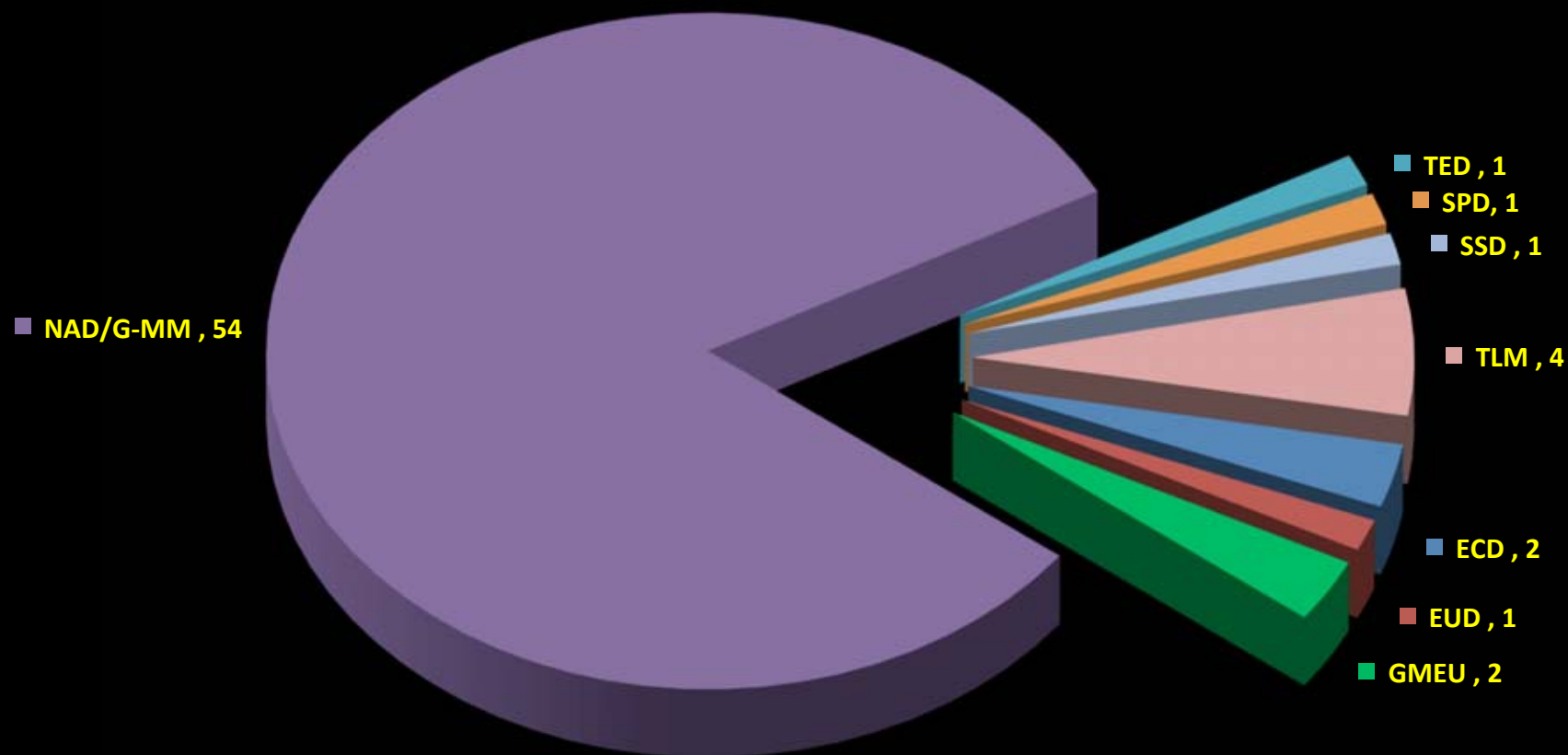


IDEs From SSD to the World



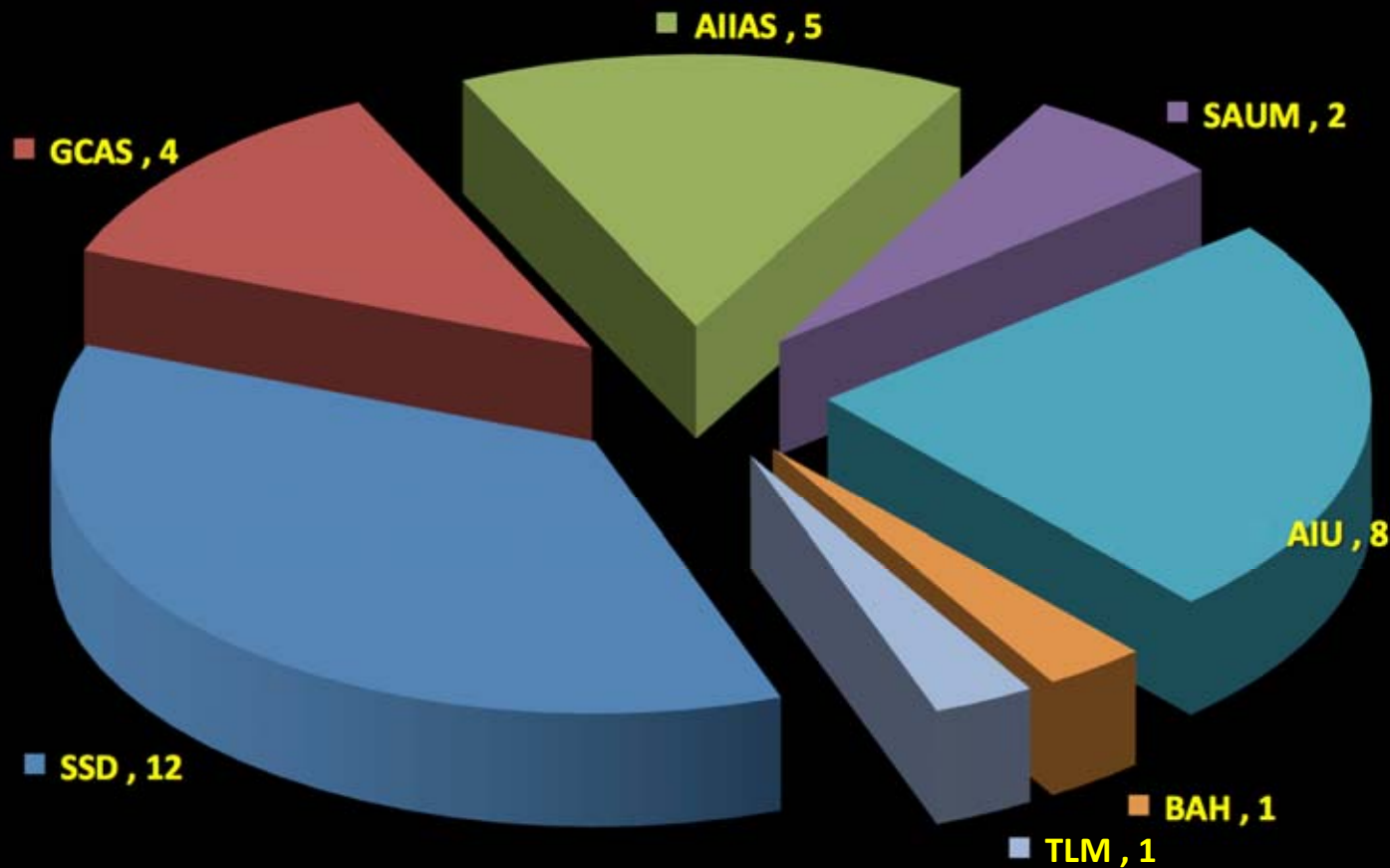
**127 Missionaries to the
World**

AVS Volunteers to the World

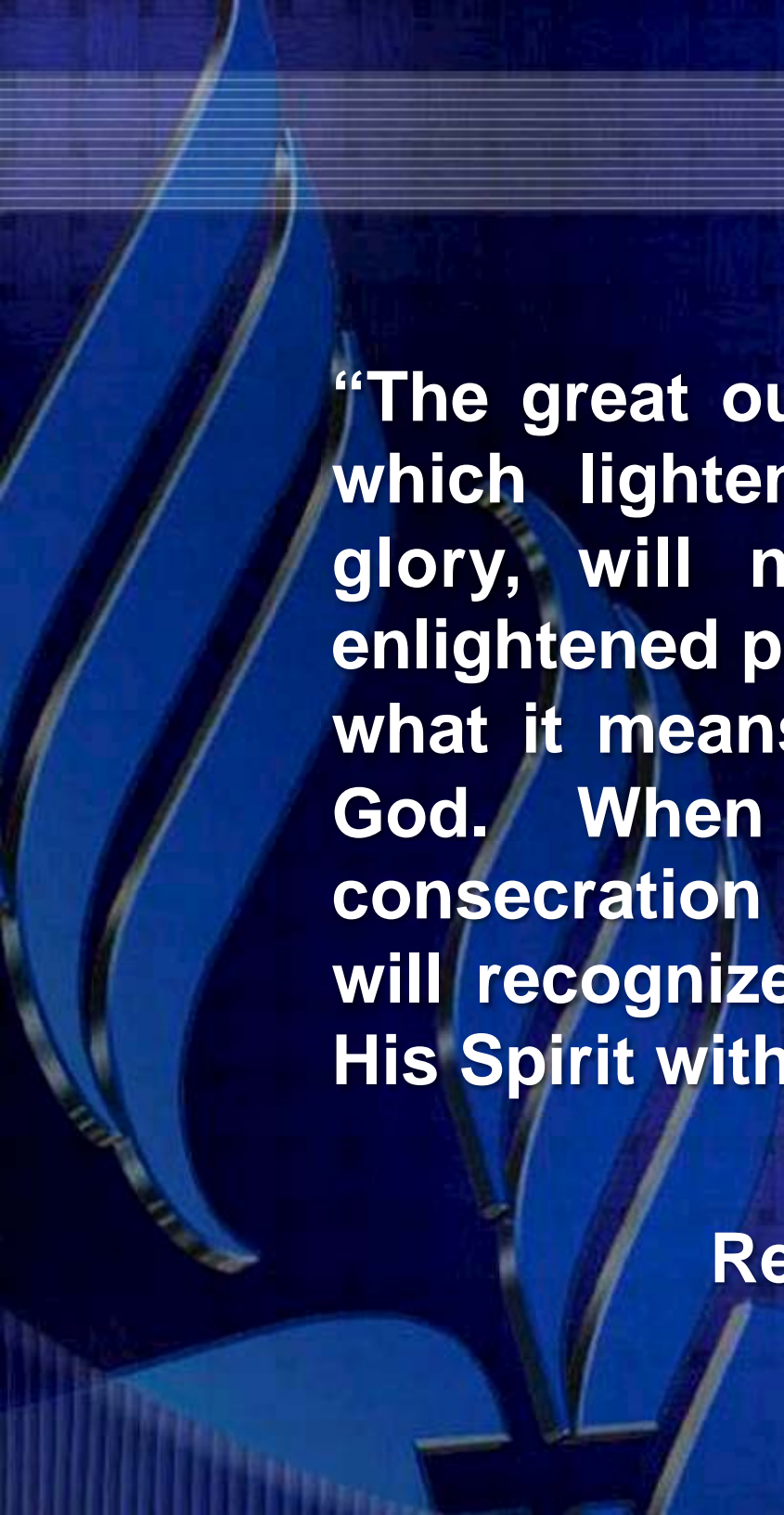


- SSD Sends 66 Volunteer Missionaries to the World
- 1000 MM Sends 102 Volunteer Missionaries to South Korea

Inter-union Employees



Indonesia	2
Philippines	19
Singapore	2
Thailand	9
Timor Leste	1
Total:	33



“The great outpouring of the Spirit of God, which lightens the whole earth with His glory, will not come until we have an enlightened people, that know by experience what it means to be laborers together with God. When we have entire, wholehearted consecration to the service of Christ, God will recognize the fact by an outpouring of His Spirit without measure”

Review and Herald, July 21, 1896.

END