

INGATHERING MATERIALS SURVEY
NORTH AMERICAN DIVISION

Conducted for the Church Ministries Department
By Monte and Norma Jean Seal Sahlin

August 1987

INTRODUCTION

In November 1986 we were asked by J Lynn Martell, Director of Church Ministries for the North American Division to undertake this study. At that time Monte was Assistant to the President of the Ohio Conference and Norma had a private practice in public relations and marketing research in Columbus, Ohio.

Early in 1987, two focus groups were conducted with pastors and lay leaders involved in the Ingathering program at the local church level. One consisted of Black pastors and lay leaders in Cleveland, and the second consisted of White pastors and lay leaders in Columbus. Based on the results of these focus groups, a questionnaire was constructed and approved by Elder Martell.

Telephone interviews were conducted with 100 pastors, using a stratified random sample that included every conference in the United States. Each pastor was asked for the name and phone number of the lay person who served as the Ingathering leader in one of his churches during 1986, and an alternate name and phone number of a lay person who was involved in the Ingathering program. Nine pastors were unable to supply any name; 58 lay persons were interviewed. In 33 cases attempts to contact the lay persons named were discontinued due to the lapsed time and expense of repeated phone calls. The 58 lay interviews represent a 64% completion rate of the sample.

Due to the unique conditions under which the Ingathering program is conducted in Canada, no attempt was made to gather information from Canadian pastors or churches. Bermuda was also not included in the sample due to the relatively small population there, and the difficulty of predicting actual behavior from such a small sample there.

How reliable is this data in predicting the attitudes and behavior of all churches in the North American Division? Every attempt was made to construct a sample that would produce a cross-section of the local churches in the North American Division. The 100 congregations in the sample included:

- 71 White churches
- 18 Black churches
- 3 Hispanic churches
- 3 Asian churches
- 5 churches of Other Ethnic identity

- 39 urban churches, situated in cities of 50,000 population or greater
- 14 suburban churches, situated in the counties adjacent to cities of 50,000 population or greater, but of lesser population
- 41 small town churches, situated in towns with populations of less than 50,000 and outside of metropolitan areas
- 6 rural churches, situated outside of any town

- 38 pastors with one church
- 40 pastors with two churches
- 18 pastors with three churches
- 4 pastors with four or more churches

- 36 churches with less than 100 members
- 29 churches with 100 to 199 members
- 14 churches with 200 to 299 members
- 5 churches with 300 to 399 members
- 4 churches with 400 to 499 members
- 8 churches with 500 to 1,000 members
- 4 churches with more than 1,000 members

- 22 "institutional" churches
- 78 churches not located near an SDA institution

- 25 "Family Style" churches
(average attendance of less than 50)
- 42 "Pastor Centered" churches
(average attendance of 51 to 150)
- 19 "Program Centered" churches
(average attendance of 151 to 350)
- 14 "Corporation Style" churches
(average attendance of more than 350)

Using the standard mathematical formulas accepted by the marketing research industry and the social sciences, if this survey were replicated, 9 times out of 10 the same results would be found, give or take 6 percentage points.

PURPOSE OF THIS STUDY

1. Examine the perceptions and actual behavior of grass roots users of Ingathering materials.
2. Discover the extent to which the Ingathering literature is actually being used in local churches.
3. Find out how much wastage of printed items exists.
4. Understand the needs of local church leaders who actually conduct the Ingathering program: What changes would they suggest in the Ingathering materials? What kinds of printed items would be most helpful to them as they seek to achieve the objectives of Ingathering?
5. Gain the perspective of local pastors regarding the results of the Ingathering program in their ministry.

FINDINGS

The User & the Context of Use

How is Ingathering actually carried out in the local churches in the NAD? Who participates? What methods do they use? In what type of situation are the Ingathering materials being used?

The most widely used method of Ingathering is simply the donations of church members. Nine out of 10 of the pastors and lay leaders interviewed report that their churches use this method, although Hispanic and Other Ethnic churches are somewhat less likely to do so.

The wide use of raising funds from church members to meet Ingathering goals is underlined by the fact that most congregations are receiving less than half of the funds they collect from the public. Only 1 church in 4 gets 76% to 100% of their Ingathering funds from non-member donations. A large number of these churches are small congregations located in small towns with relatively little pastoral supervision, and many are Other Ethnic churches; both environments where social change is resisted.

The solicitation of businesses is done by 4 out of 5 local churches, although medium-sized congregations and those located in metropolitan areas are somewhat less likely to do so and only 1 in 3 Asian churches do so.

Door-to-door solicitation is still conducted by 3 out of 4 local churches. Suburban churches are less likely to use this method, but Black and Hispanic congregations are more likely to use it.

Only 1 in 10 congregations has one or more members doing public solicitation or "tagging" in a location like a shopping center, subway station, etc. One third of the Black pastors and two thirds of the Black lay leaders interviewed reported the use of this method in their churches. It is also widely used in Other Ethnic churches and at least one person is implementing this approach in 3 out of 4 churches with 1,000 members or more. It is most likely to be used in urban and small town situations.

The concept of simply including Ingathering in the local church budget, meeting the goal through a voted appropriation by the church board instead of church member participation, has not caught on widely. Only 1 in 20 churches are doing so. This is primarily a concept being used by large churches: half of the

churches with more than 1,000 members reported that they are doing this.

Innovation in the area of Ingathering methods is virtually unknown. Less than 1 church in 25 reports that it is using some method other than the ones already mentioned. The few who are doing so are primarily larger churches in the metropolitan areas where the pressure to find alternatives to the traditional Ingathering activities is likely to be the greatest.

For most Adventists, Ingathering is no longer a congregational outreach activity. In the vast majority of local churches only 5% to 10% of the members are in any way involved in making Ingathering contacts with non-members, even as helpers who participate in group activities such as singing or driving. Medium size churches seem to be having the greatest difficulty getting their members involved. Half of the pastors from churches with 300 to 399 members report that less than 10 members are actively involved in contacting non-members during the Ingathering program. Black and Hispanic churches, institutional churches, and churches with higher average Sabbath attendance are more likely to get higher levels of involvement in Ingathering. In fact, the median level of involvement is 29% in churches with an average Sabbath attendance greater than 350.

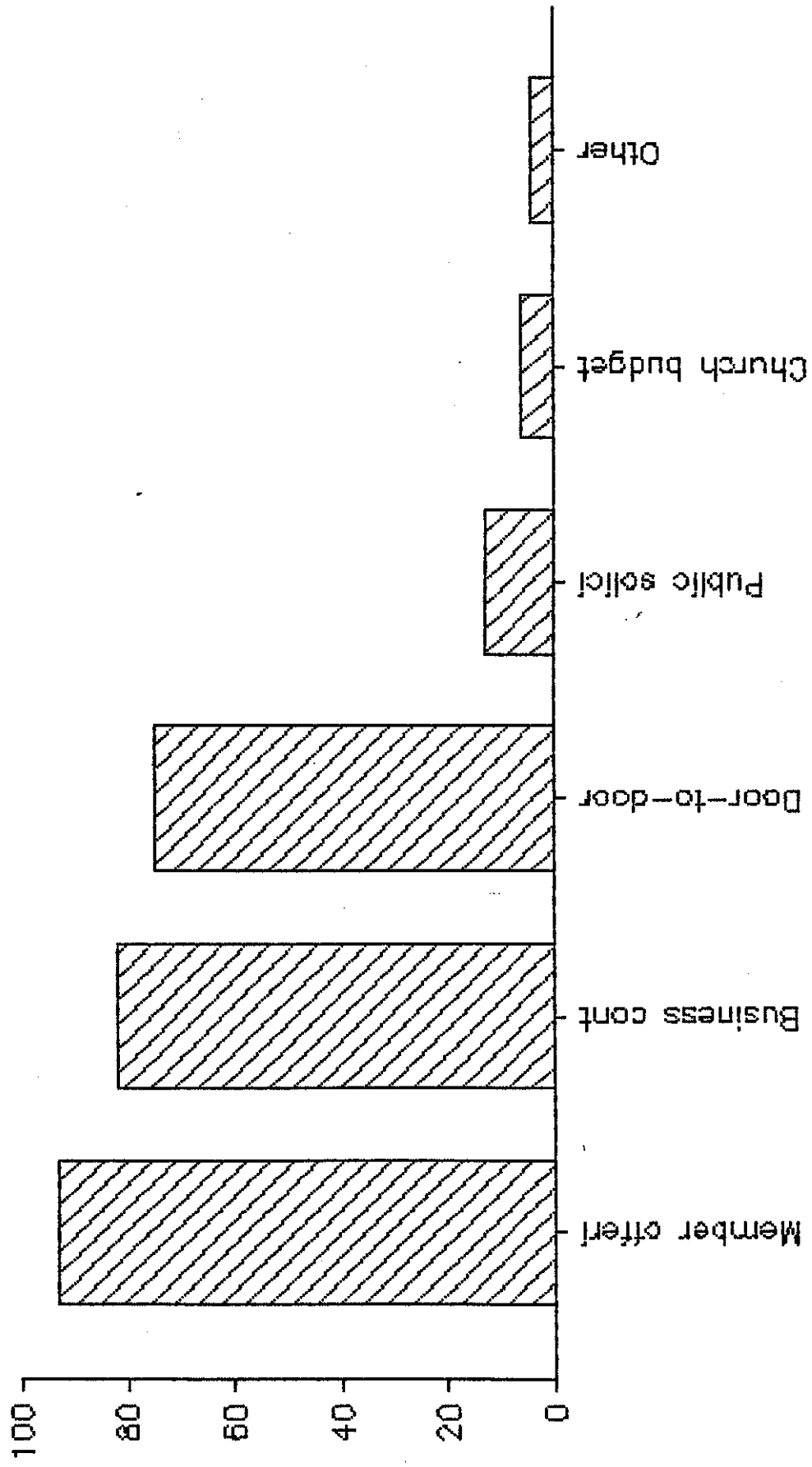
In fact, a large number of Adventists are not supporting the Ingathering program at all. Four out of 5 of the pastors interviewed report that less than half of their members give their goals as an offering. (The percentage is not likely to be so low in larger churches, institutional churches and Asian and Other Ethnic churches.) If less than half of Adventist members are giving an offering toward Ingathering, and only about 5% or 10% are involved in public contact, in most local churches at least 40% are withholding all support from the program.

A finding in this survey that was particularly disturbing to us is the significant number of churches where no lay person will agree to be the Ingathering leader. One in 4 of the pastors interviewed indicated that they did not have a lay leader in charge of Ingathering in their churches. Pastors of institutional and Asian churches were even more likely to report this. Pastors of Black, Hispanic and rural churches were less likely to report this.

In this context it is important to consider Adventist church members not only as users of Ingathering materials, but as consumers of the information contained in the materials. Church members are those most likely to be influenced by the content of the printed items, and they are most likely to be critics of the way information is presented in the materials.

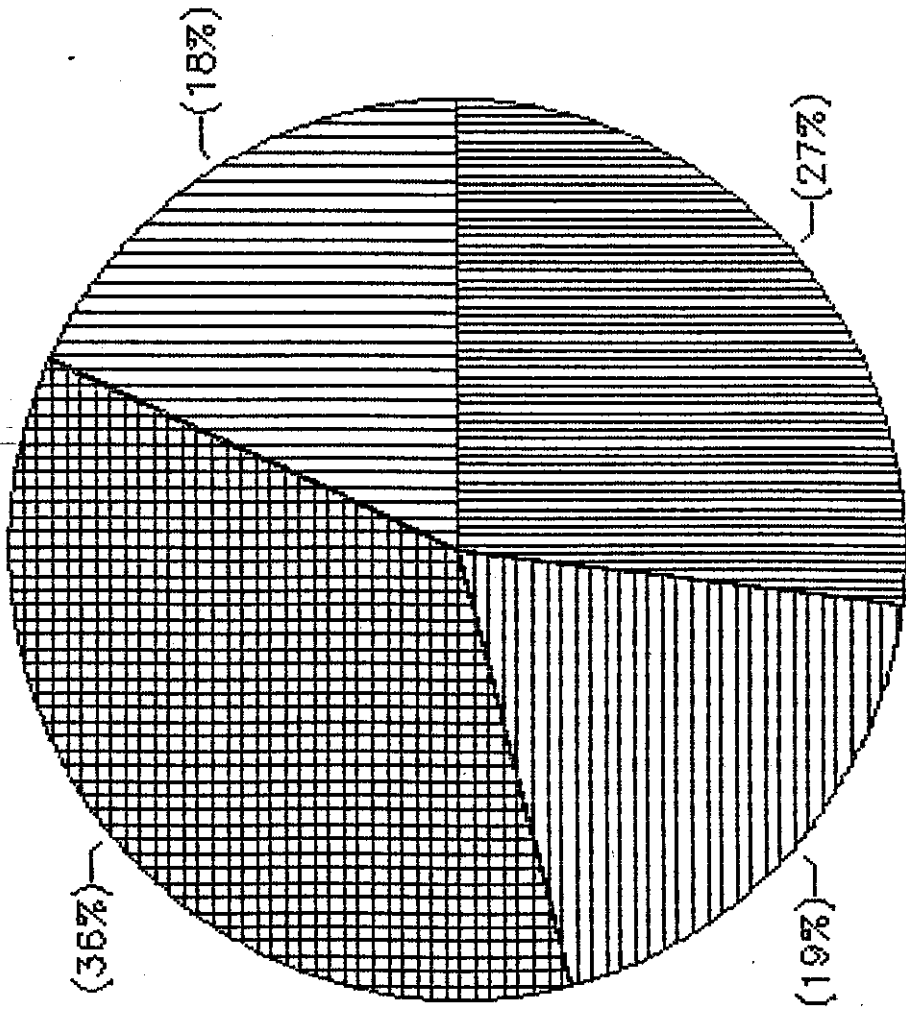
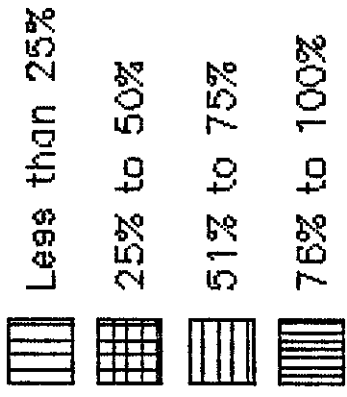
METHODS USED FOR INGATHERING

Based on interviews with 100 pastors



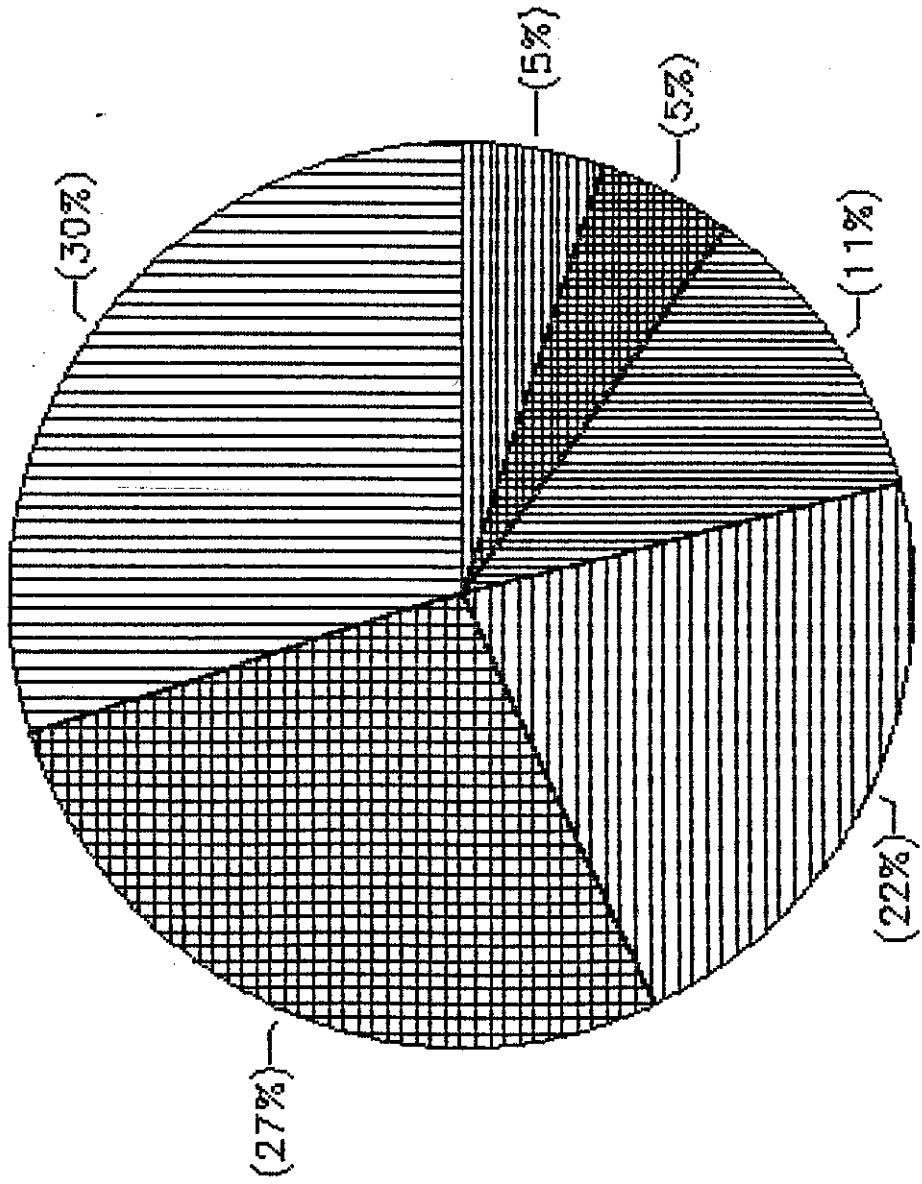
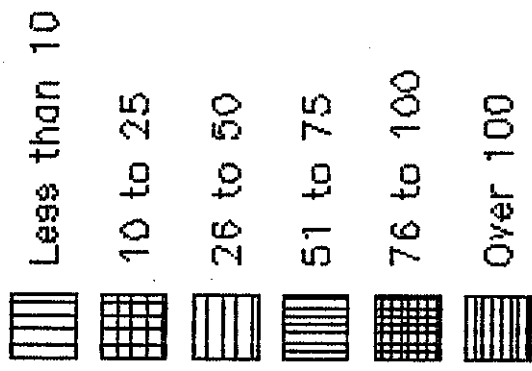
FUNDS RAISED FROM NON-MEMBERS

Churches reporting by portion of the total raised



MEMBER INVOLVEMENT WITH INGATHERING

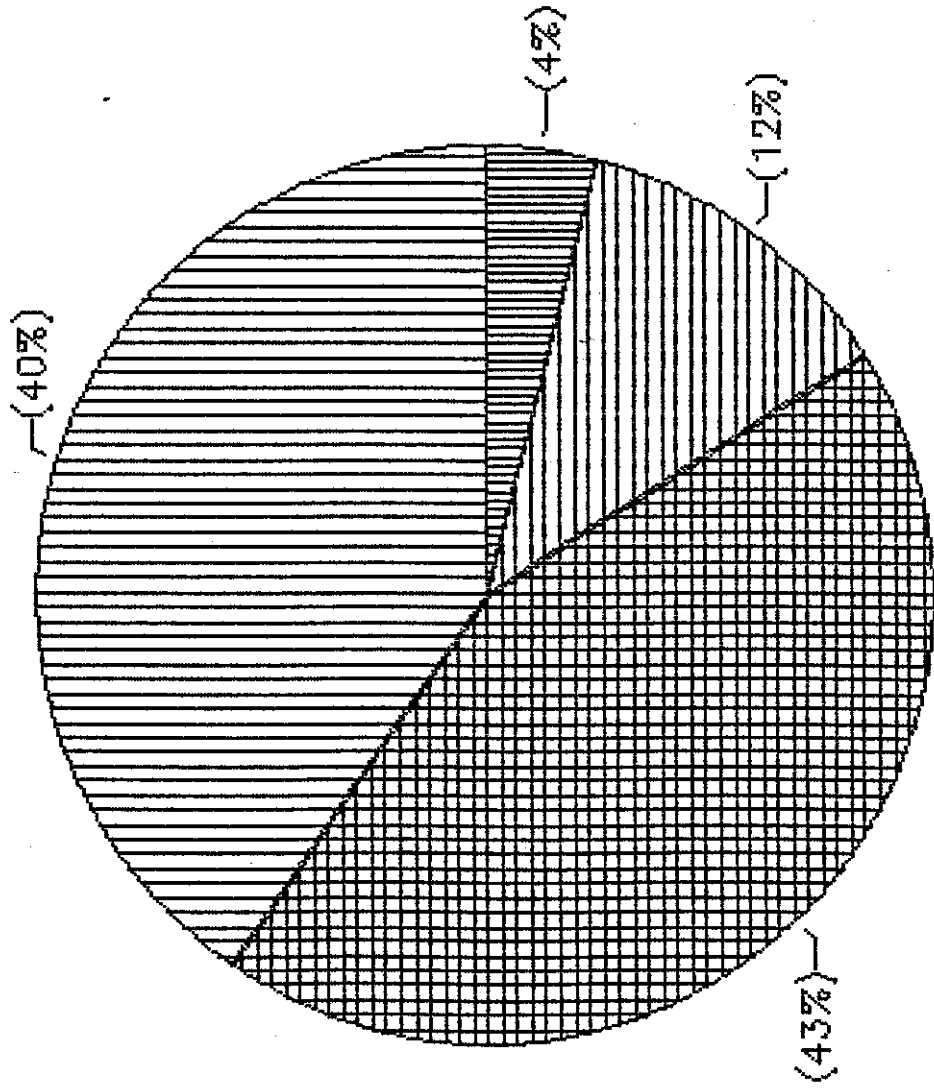
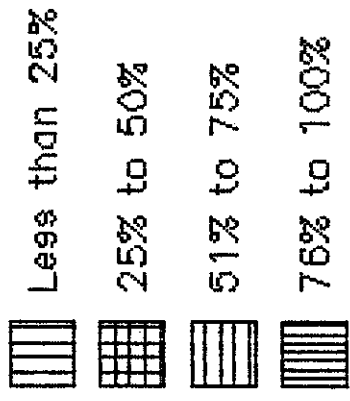
Number of church members contacting non-members



Percentage of churches

MEMBER INVOLVEMENT WITH INGATHERING

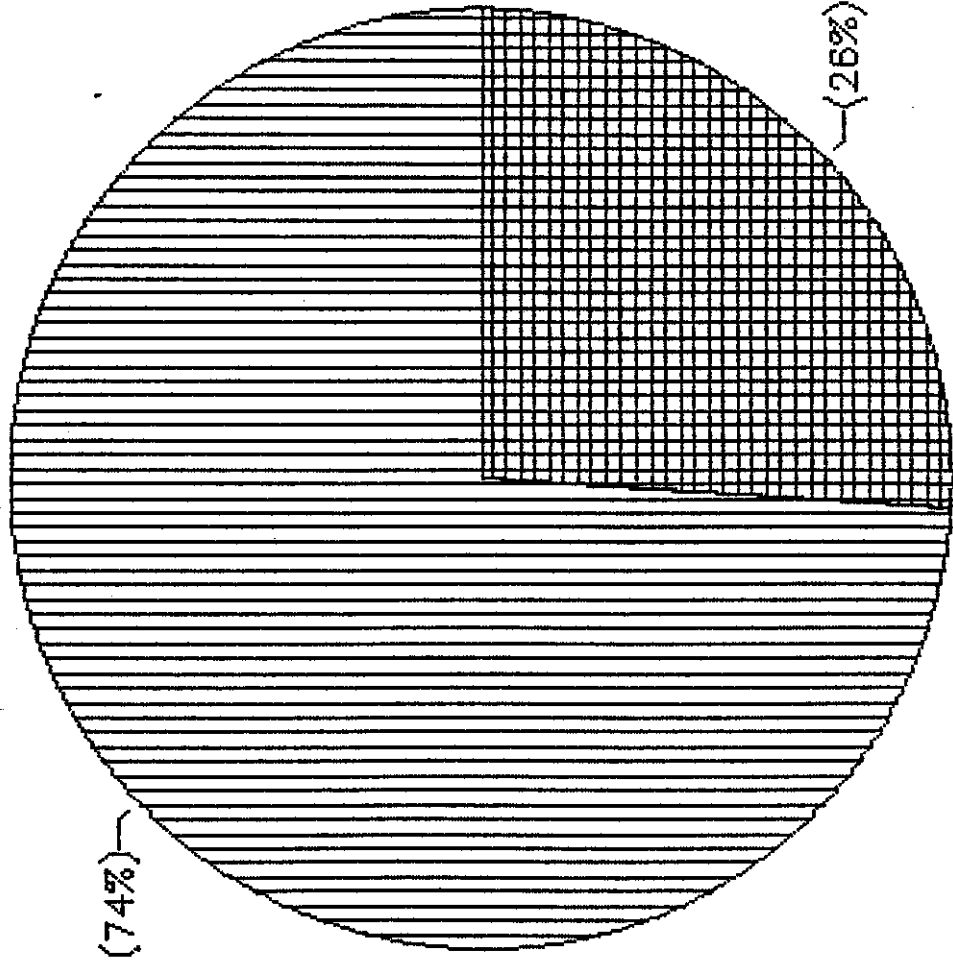
Members who simply give their goal as an offering



LAY LEADER FOR INGATHERING IN 1986

Based on interviews with 100 pastors

Yes
No



The Ingathering Materials

VIBRANT LIFE is the most widely used of the Ingathering booklets. It is used by 4 out of 5 churches, including a third of the Black churches, two thirds of the Hispanic churches, all Asian churches and 3 out of 4 of the Other Ethnic churches.

MESSAGE is used by 1 out of 5 churches, but has very little use outside the Black community. Only 1% of the White churches use MESSAGE and no Hispanic or Asian pastors reported using MESSAGE.

EL CENTINELA is used by 1 out of 10 churches, including 1 in 20 Black churches, all Hispanic churches, half of the Other Ethnic churches and 1% of the White churches.

The larger churches are somewhat less likely to use all three and more likely to use alternative publications for their Ingathering activities. One out of 4 congregations with more than 1,000 members report that they use other materials.

The pastors and lay persons interviewed disagree about which is the most popular format among the Ingathering booklets. More than half of the pastors report that their churches use the Report version, while only 2 in 5 report that their churches use the Caroling version. The lay persons report exactly the opposite usage; about half report usage of the Caroling version and only 2 in 5 report usage of the Report version. There is agreement that only 1 church in 5 is using the Doctrinal version.

The Report format, designed originally for business solicitation, is more likely to be used in suburban, medium size and institutional churches. The Caroling format is more likely to be used in urban, medium size and Asian churches. The Doctrinal version is more likely to be used in larger churches, institutional churches and small town churches. Much use of it was reported in 3 and 4-church districts.

Four out of 5 churches had materials left over at the end of the Ingathering campaign. This is consistently reported by both the pastors and lay leaders interviewed, and in all sub-samples, although Black churches are somewhat less likely to report leftovers. Among Black churches at least 2 out of 3 churches had materials left at the end of the campaign.

Half of the local churches have 1 to 5 boxes of Ingathering booklets left over at the end of the campaign, while another quarter have up to 10 boxes of leftovers. One church in 6 will have 10 to 20 boxes of materials remaining, and 1 church in 20 will have more than that in unused materials. These categories tend to have more of the larger, institutional, suburban and rural churches. These would seem to be the situations in which it is

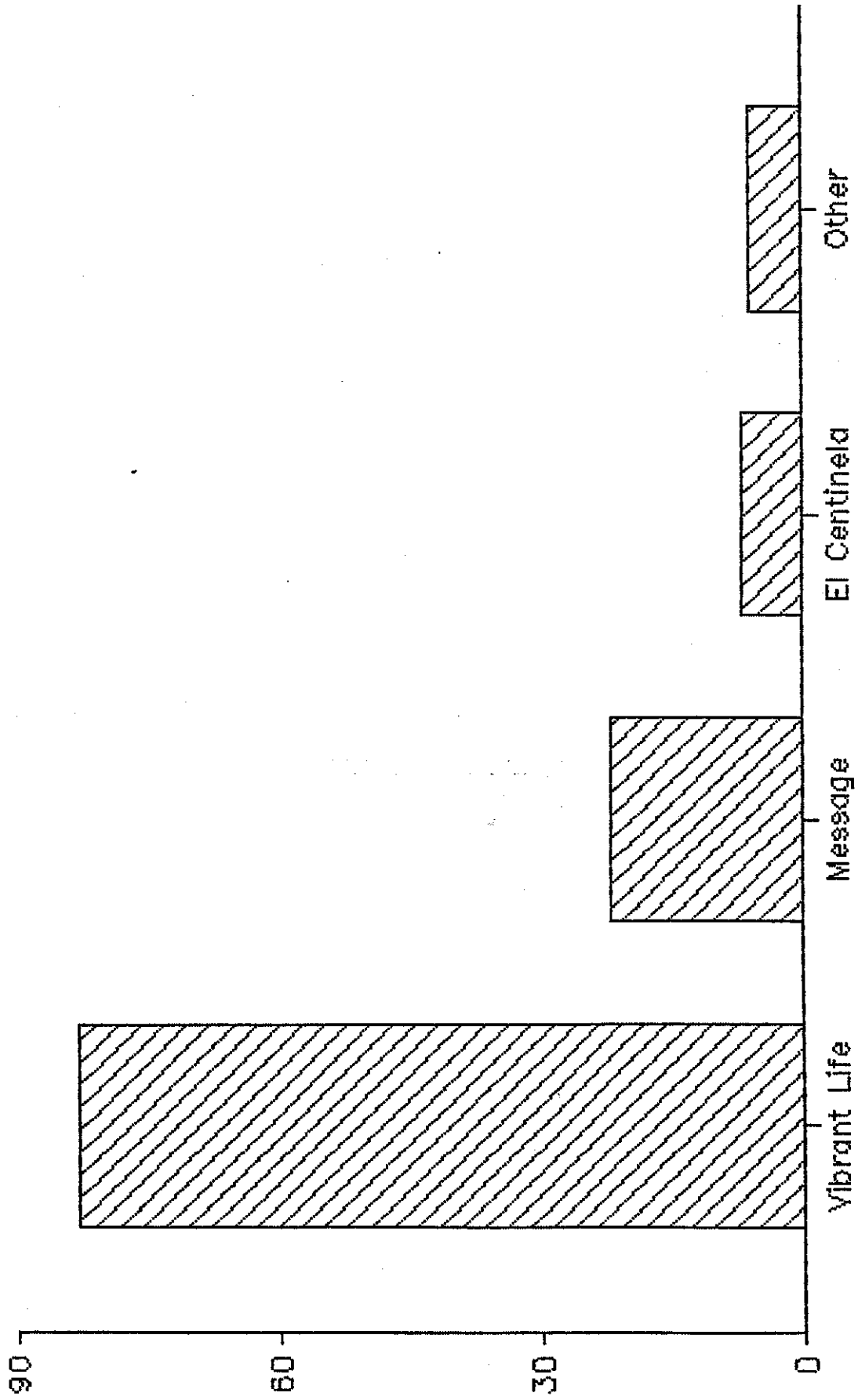
most likely that no one is carefully managing the Ingathering materials, but orders are routinely based on "the same as last year."

Calculations using standard formulas create a projection of this pattern to a total of at least 15,800 boxes of unused materials sitting in church basements at the end of the 1986 Ingathering campaign, totaling at least 790,000 booklets. The largest share of these are accounted for among the 40% of the congregations that had 5 to 20 boxes of leftovers.

Only 1 pastor in 10 reported that his church received more Ingathering materials than were ordered, so much of the cause for this situation must be related to a lack of responsible planning on the part of those who order the materials. Because they are "free" materials, it is easy to simply keep ordering "the same as last year," or to neglect to take responsibility for utilizing the materials once they are ordered.

INGATHERING BOOKLETS BY TITLE

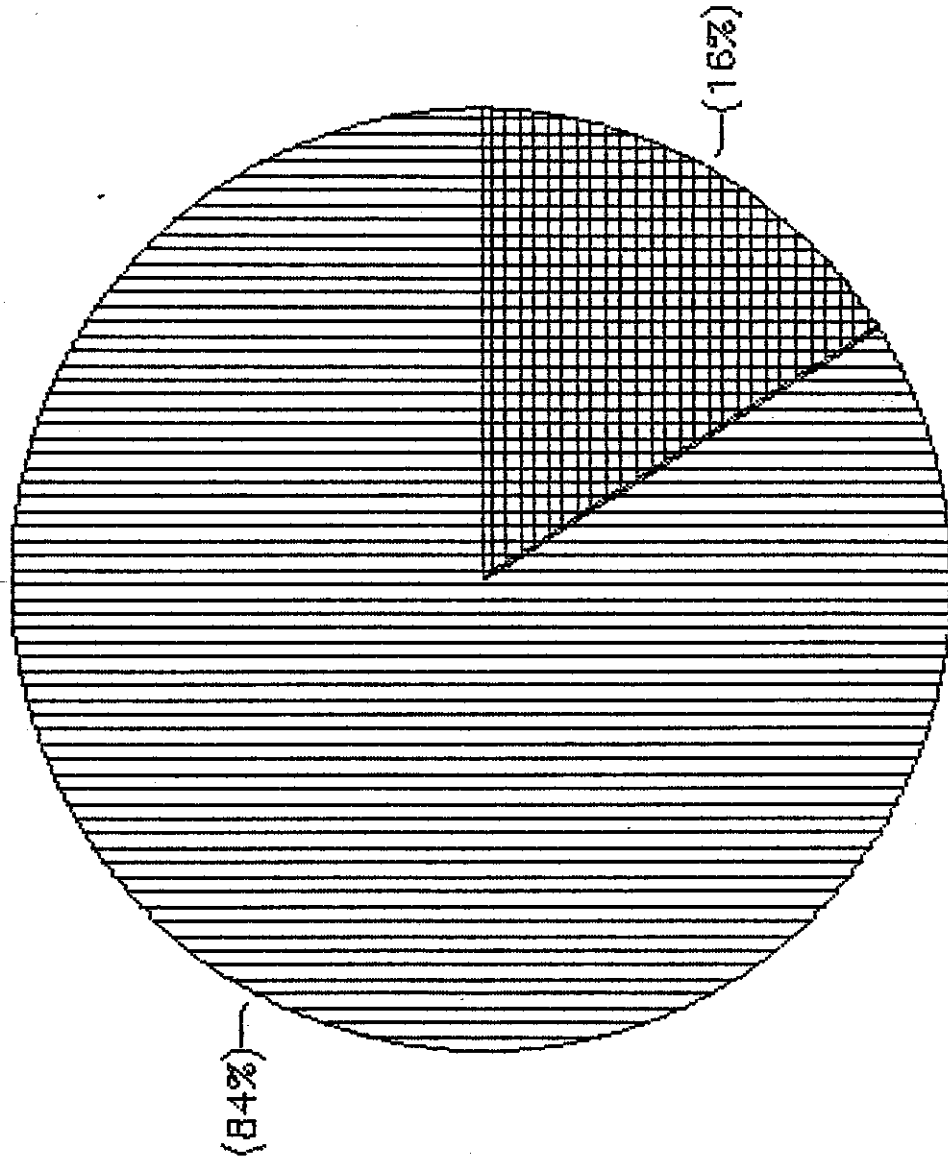
Percentage of churches reporting usage



DID YOU HAVE BOOKLETS LEFT OVER

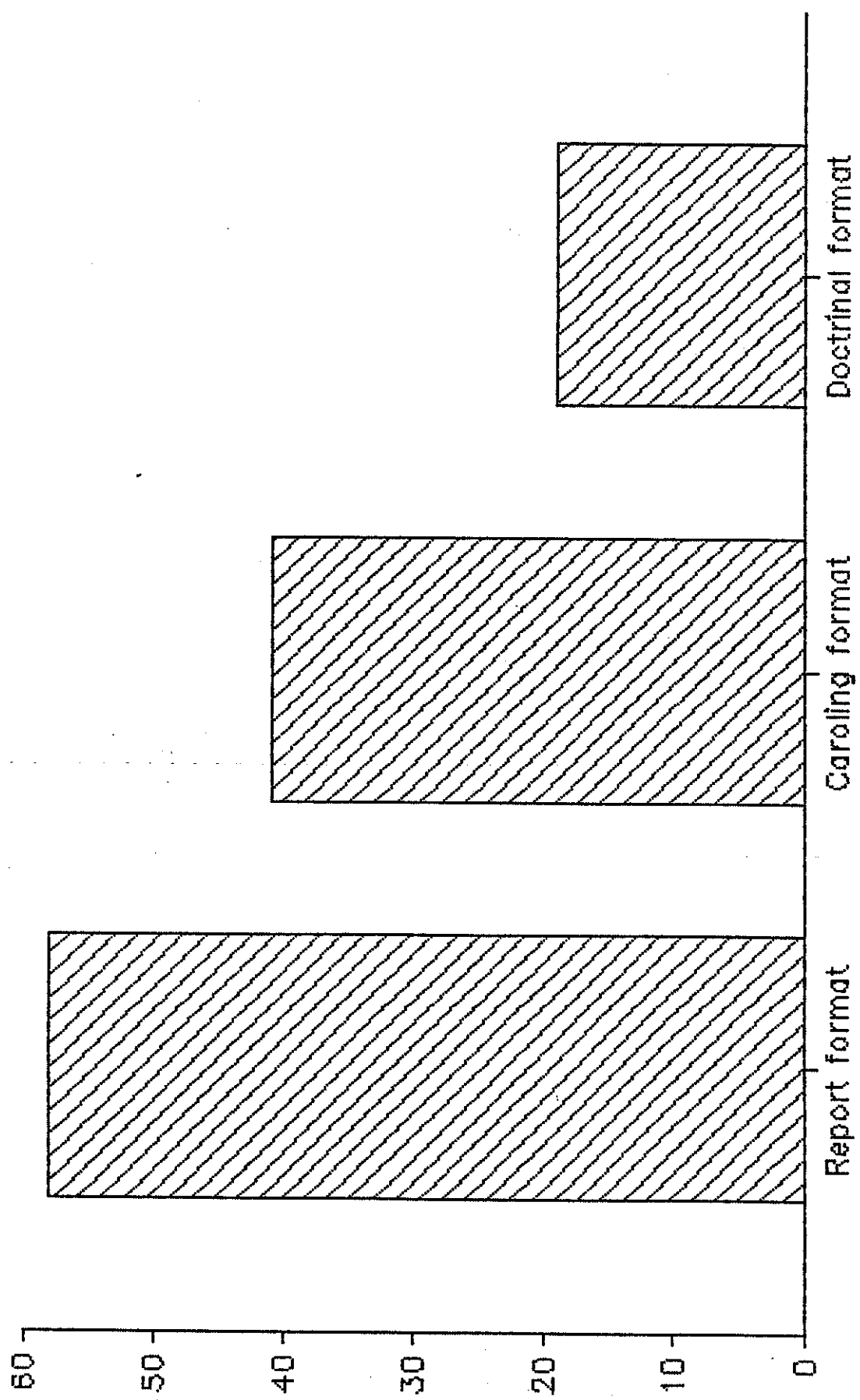
Based on interviews with 100 pastors

Yes
No



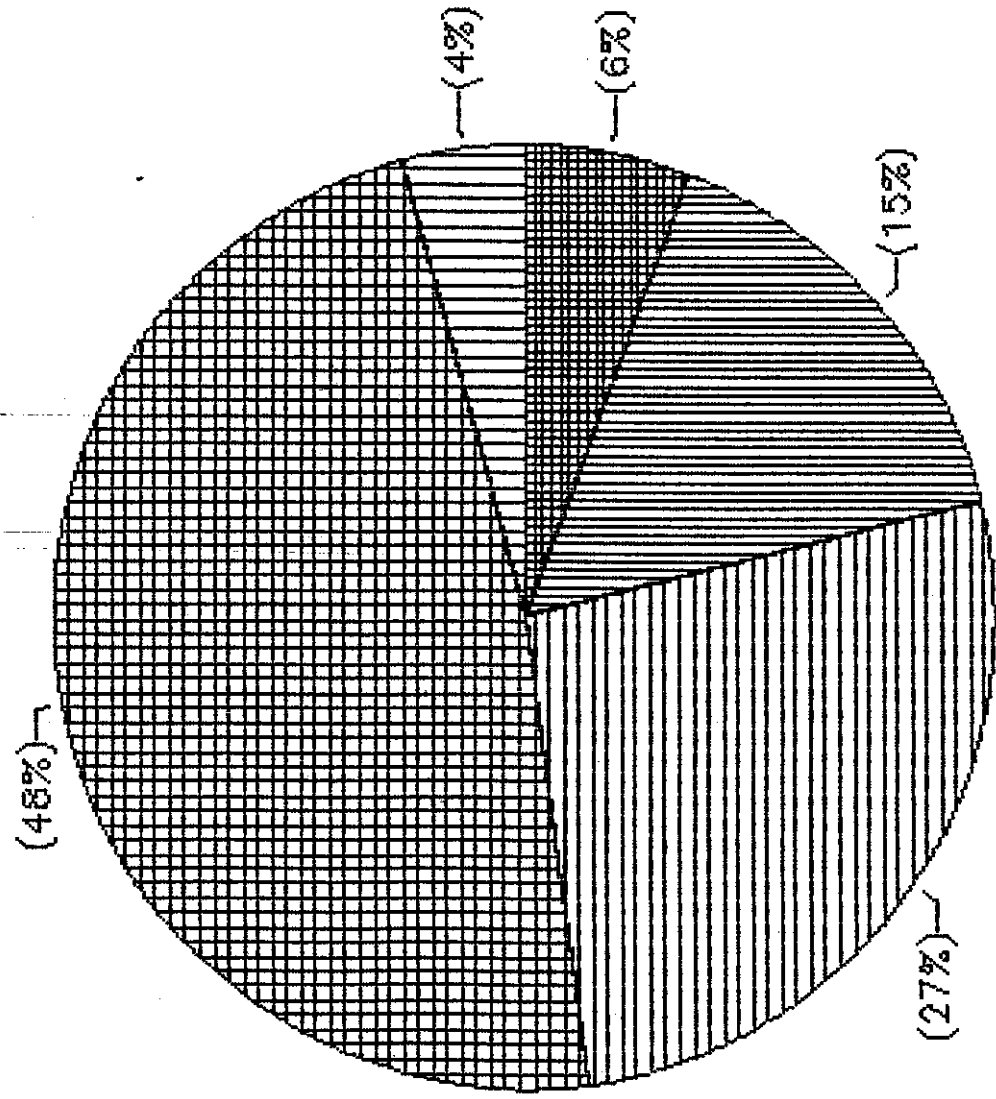
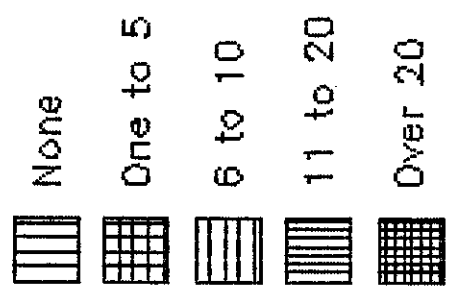
INGATHERING BOOKLETS BY TYPE

Percentage of churches reporting usage



OF THOSE REPORTING LEFT-OVERS

How many boxes of materials were left over



Changes in the Ingathering Materials

Five specific concepts for changing the Ingathering materials came out of the focus groups and were tested in the interviews. Of the many suggestions and ideas discussed in the groups, these five clearly had the greatest degree of concensus.

1. It was suggested that there was no real need for separate Ingathering booklets to be published for different ethnic groups. This came both from those in the focus groups who wanted to save money and those who felt that an interracial witness was important in contact with the public. There were equally positive attitudes about this concept in both the White and Black focus groups.

The pastors and lay leaders interviewed in the survey were asked to give their feelings "if the different editions for the various ethnic groups were combined into one booklet with a cover photo and other photos that included all those ethnic groups." Half of the pastors and two thirds of the lay leaders were positive about this idea. Black pastors and lay leaders were slightly more positive than Whites about this concept, and the Hispanic and Other Ethnic persons interviewed were 100% positive. The pastors of institutional churches were somewhat less positive.

Negative feelings about this concept were reported by 1 in 6 pastors and 1 in 8 lay leaders. Black pastors were nearly twice as likely to feel negative about it, as were respondents from smaller, and suburban and rural churches. A third of those interviewed had neutral feelings. White pastors were more likely to report neutral feelings, and Black pastors were less likely to do so.

2. During the focus groups many of the participants stated that they thought the Ingathering booklets should be much briefer with fewer pages. In the interviews, we asked for the feelings, "if the booklet had fewer pages."

Two in 5 of those interviewed were neutral in their attitudes about this idea, while an equal number were negative about it. Only 1 in 5 were positive. Rural churches, Other Ethnic pastors and Black lay people were more likely to be negative, while larger churches were more likely to be positive. More of the neutral reactions came from suburban and small churches, as well as Hispanic and Asian churches.

3. In the focus group discussions the observation was made by several participants that if there was a small charge to the local church for at least the more expensive Ingathering booklets, then local church leaders might be more careful about how many they order and use. In the interviews we asked for feelings, "if your church were charged a few pennies each for the larger booklets."

The response was clearly negative, but much more so from pastors than lay persons. Two out of 3 pastors reported a negative attitude about this idea, while only 2 out of 5 lay people were negative. Nearly half of the lay persons interviewed were neutral in their attitude, while less than a third of the pastors were neutral. Black pastors and lay leaders were more likely to report a negative feeling.

In a follow-up question, we asked about the probable course of action if this idea became reality. Again, pastors and lay leaders indicated different patterns. Half of the pastors would recommend to their church boards that they order only those materials offered free of charge, while a third were willing to purchase a limited number of the larger booklets and only 1 in 10 would continue to order the same amount. Only 1 in 3 lay leaders would refuse to purchase materials, with an equal number reporting that they would purchase some materials and 1 in 4 willing to continue to order the same amount. Smaller churches would be more likely to continue their standing orders even if there were a charge. Medium size, metropolitan area and Black churches would be most likely to quit ordering any item with a charge.

4. One of the most hotly discussed ideas in the focus groups was the opinion that the Ingathering booklets continue to include a lot of material about programs that are not directly funded by Ingathering. Those interviewed in the survey were asked to express their feelings, "if the statistics about SDA work included only those items that get Ingathering funds, instead of all programs."

Half of the persons interviewed felt positive about this concept, and a third were negative. Institutional, suburban and Asian churches were more likely to be positive while rural churches and Black and Hispanic pastors were more likely to be negative.

5. A theme that came through loud and clear in the focus groups was the need to make the Ingathering materials more localized. In the interviews we tested this idea by asking "if the Ingathering booklet had a blank space on the back cover for a local imprint, would your church print something there?" In a follow-up question, asked only of those who were affirmative in the first response, we inquired as to the method that might be used to do this.

Two thirds of the pastors interviewed said they thought their churches would take advantage of such an opportunity, while only 1 in 6 indicated they would not be interested. Suburban, Black and Hispanic churches would be more likely to localize the materials, while Asian and Other Ethnic churches would be less likely to do so. Of those who stated an interest in space for a local imprint, half would use a rubber stamp and a third would take the

materials to a local print shop to have a professional job done. The small town and smaller churches would be more likely to use the rubber stamp, while the urban and larger churches would be more likely to utilize a printer.

We also closed each interview with an open-ended question, asking for any suggestions that the pastor or lay leader might have for improving the Ingathering materials. The response most often given by pastors and ranking second among lay leaders was a plea to provide more specific information about the use of the funds collected through Ingathering contacts. Many of the lay leaders mentioned the need to continue to publish the pie chart displaying the expenditure of the Ingathering dollar. Most of the pastors felt that even that was not specific enough. There is still a general feeling that the average pastor and church member is not being told the whole truth about how these funds are spent. One in 4 pastors expressed this attitude, as did 1 in 6 lay leaders.

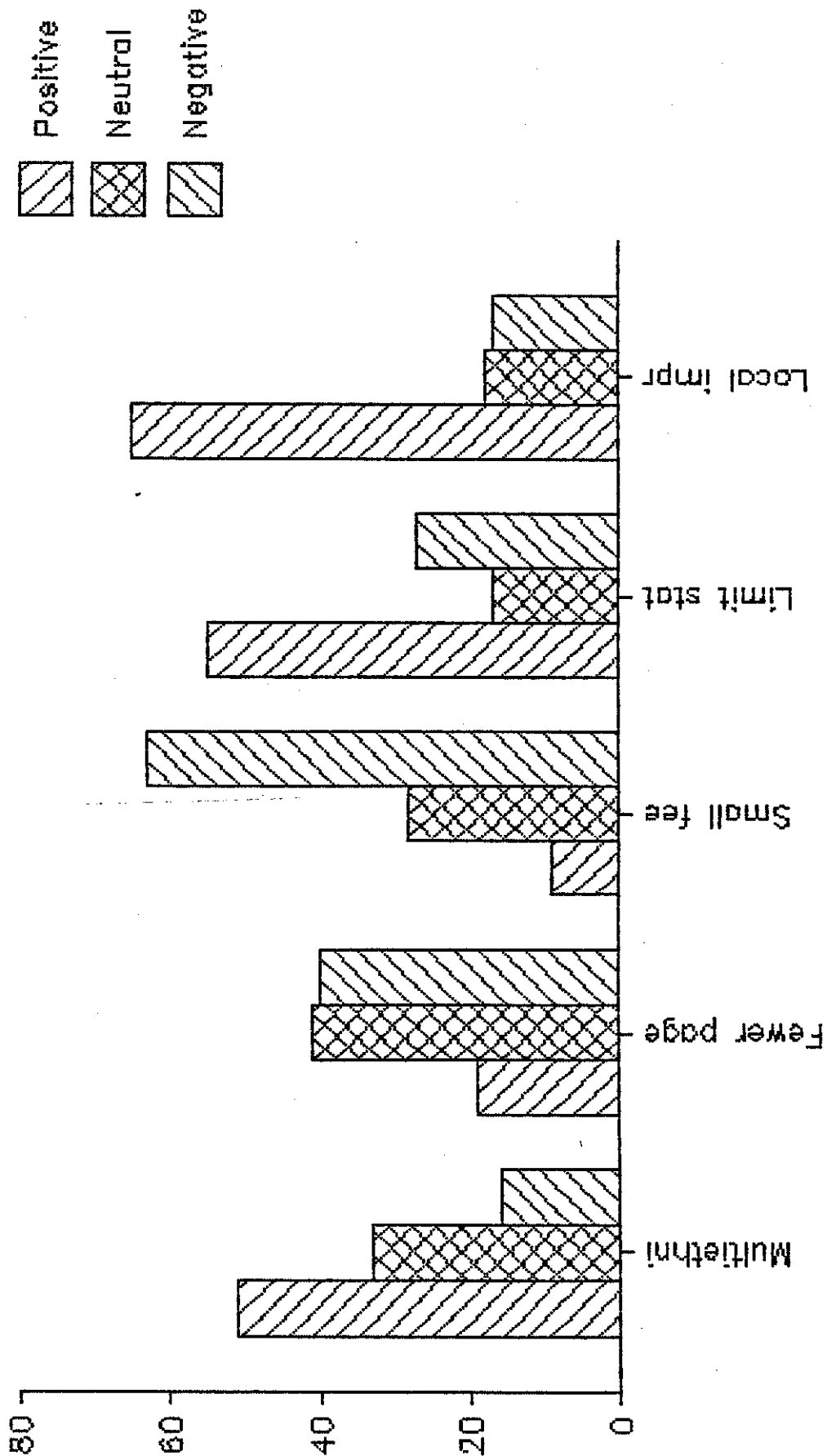
Among lay leaders the response given most often ranked second with pastors: the Ingathering materials are excellent in their present form and do not generate any ready suggestions for change. One in 4 lay persons expressed this attitude, as did 1 in 5 pastors.

Other suggestions made without prompting by at least 1 in 10 pastors include more emphasis in the booklets on the statistics from community service work, giving the materials a more localized focus, and making them more outreach or evangelism oriented.

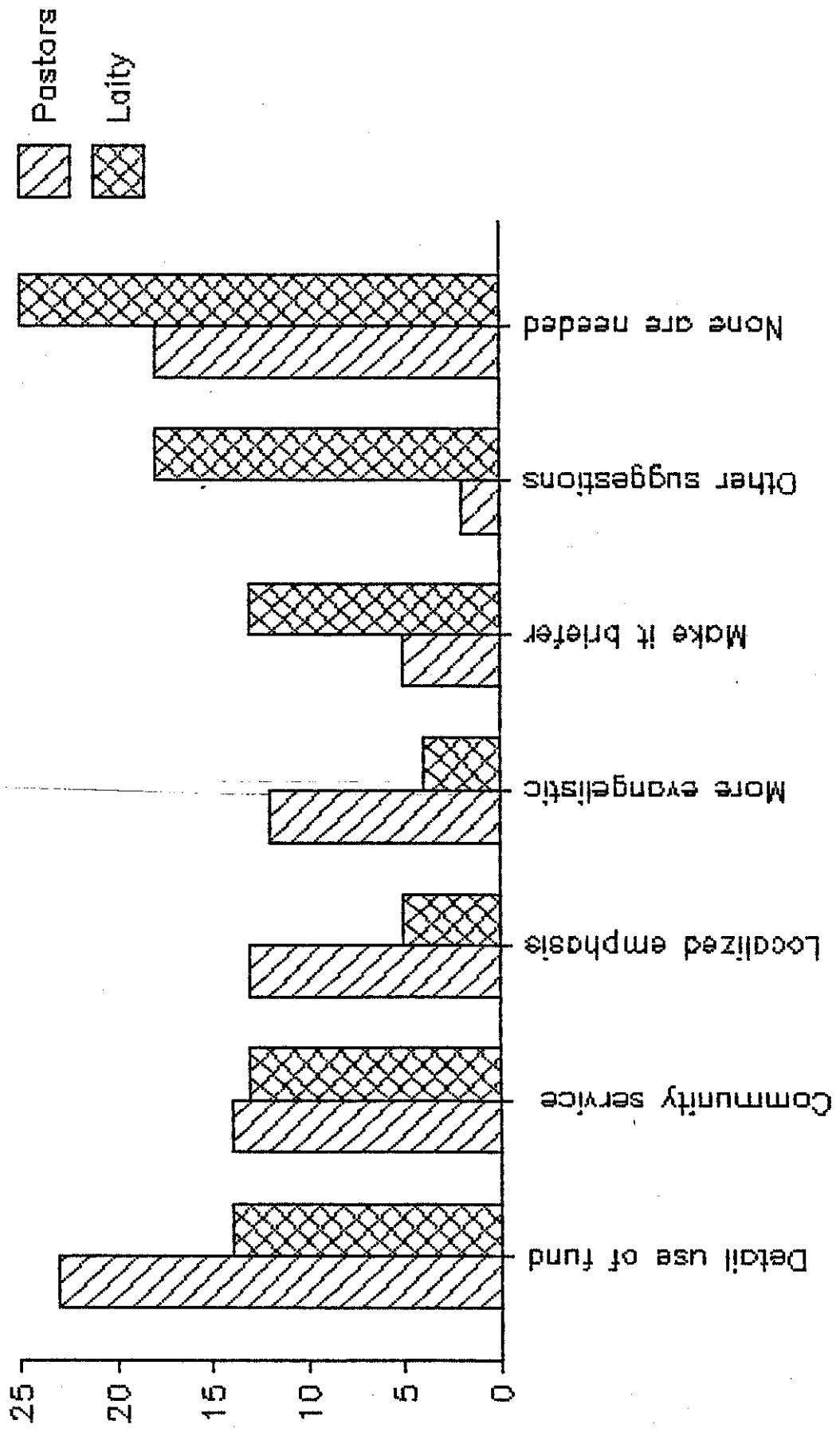
Other unprompted suggestions made by at least 1 in 10 of the lay leaders interviewed include increased visibility for the statistics from community service work, the limiting of articles in the booklets to programs that actually receive Ingathering monies, and making the booklet briefer. One in 10 of the lay leaders also took time to talk about the difficulties they face in attempting to motivate church members to support the Ingathering program.

ATTITUDES ABOUT POSSIBLE CHANGES

Based on interviews with 100 pastors



SUGGESTIONS FOR IMPROVEMENTS



The Results of Ingathering Ministry

In attempt to gauge the missional impact of the Ingathering program, each of the pastors were asked three questions regarding the results that they had observed over the course of their career from the Ingathering contacts made in the churches where they had been assigned.

Three out of 4 pastors report that they have had personal contact with a case in which someone requested health education or community services through an Ingathering contact. Pastors at larger and institutional churches are more likely to report this.

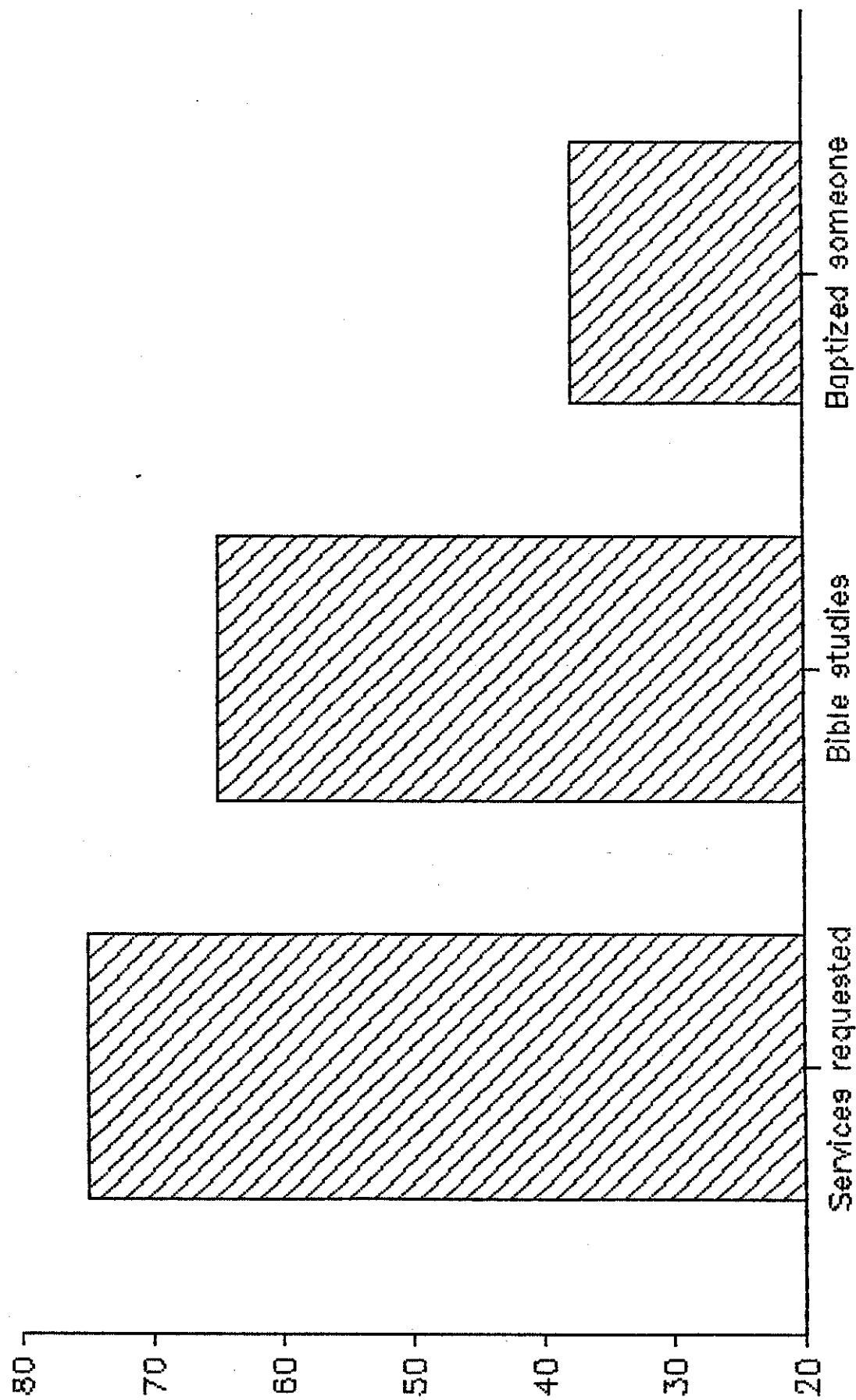
Two out of 3 pastors say that they have had personal involvement in at least one case in which a person requested Bible studies through an Ingathering contact. Hispanic pastors and those from institutional, larger and medium size, and rural churches are more likely to report this.

A third of the pastors interviewed report that they have at some point in their ministry baptized a person as a result of an Ingathering contact. Hispanic pastors and pastors of larger and institutional churches are more likely to report this.

These seem, on the face of it, to be excellent results from the Ingathering program, although no measurement is made in this study of the volume of such cases. It is also true that we did not limit the questions in time, and have no way of knowing whether or not most of these cases date from recent years or more than a decade ago. Nonetheless the Ingathering program has worked for the mission of the church, at least at some time in some places, in the way that it is supposed to.

RESULTS OF INGATHERING MINISTRY

Percentage of pastors reporting at some time in their career



ATTACHMENTS

The 83 tables generated in the computer analysis of the raw data from this survey are attached to the original copy of this report as submitted to the Director of Church Ministries, North American Division. These constitute about 90 pages of verifiable data upon which this report is based. The analysis was completed by SurveyTab software on an IBM PC compatible machine, utilizing standard statistical methods.

INGATHERING MATERIALS SURVEY
 For the MAD Church Ministries Department - Spring 1987

WHAT METHODS DID THE CHURCH USE TO RAISE ITS INGATHERING GOAL IN 1986?

	DISTRICT SIZE				CHURCH MEMBERSHIP							
	TOTAL CHURCH	ONE CHURCH	TWO CHURCH	THREE CHURCH	FOUR+ CHURCH	UNDER 100	100 TO 199	200 TO 299	300 TO 399	400 TO 499	500 TO 1000	OVER 1000
ANALYZED RESPONDENTS	100	38	40	18	4	36	29	14	5	4	8	4
	100%	38%	40%	18%	4%	36%	29%	14%	5%	4%	8%	4%
	100%	100%	100%	100%	100%	100%	100%	100%	100%	100%	100%	100%
Donations of members	93	36	36	17	4	32	27	13	5	4	8	4
	100%	39%	39%	18%	4%	34%	29%	14%	5%	4%	9%	4%
	93%	95%	90%	94%	100%	89%	93%	93%	100%	100%	100%	100%
Business solicitation	82	30	31	17	4	33	22	12	3	2	7	3
	100%	37%	38%	21%	5%	40%	27%	15%	4%	2%	9%	4%
	82%	79%	78%	94%	100%	92%	76%	86%	60%	50%	88%	75%
Door-to-door Solicitation	75	30	30	12	3	26	23	11	2	3	7	3
	100%	40%	40%	16%	4%	35%	31%	15%	3%	4%	9%	4%
	75%	79%	75%	67%	75%	72%	79%	79%	40%	75%	88%	75%
Public solicitation	13	5	2	5	1	6	3	-	1	-	-	3
	100%	38%	15%	38%	8%	46%	23%	-	8%	-	-	23%
	13%	13%	5%	28%	25%	17%	10%	-	20%	-	-	75%
Included in church budget	6	5	1	-	-	1	1	-	-	1	1	2
	100%	83%	17%	-	-	17%	17%	-	-	17%	17%	33%
	6%	13%	3%	-	-	3%	3%	-	-	25%	13%	50%
Other	4	1	3	-	-	-	2	-	-	-	2	-
	100%	25%	75%	-	-	-	50%	-	-	-	50%	-
	4%	3%	8%	-	-	-	7%	-	-	-	25%	-

TABLE 1

INGATHERING MATERIALS SURVEY
 For the NAD Church Ministries Department - Spring 1987

PORTION OF INGATHERING FUNDS RAISED FROM NON-MEMBERS

	DISTRICT SIZE					CHURCH MEMBERSHIP						
	TOTAL	ONE CHURCH	TWO CHURCH	THREE CHURCH	FOUR+ CHURCH	UNDER 100	100 TO 199	200 TO 299	300 TO 399	400 TO 499	500 TO 1000	OVER 1000
ANALYZED RESPONDENTS	97	37	39	17	4	36	27	13	5	4	8	4
	100%	38%	40%	18%	4%	37%	28%	13%	5%	4%	8%	4%
	100%	100%	100%	100%	100%	100%	100%	100%	100%	100%	100%	100%
None	4	1	3	-	-	1	2	1	-	-	-	-
	100%	25%	75%	-	-	25%	50%	25%	-	-	-	-
	4%	3%	8%	-	-	3%	7%	8%	-	-	-	-
Less than 25%	14	8	4	2	-	2	3	2	4	1	-	2
	100%	57%	29%	14%	-	14%	21%	14%	29%	7%	-	14%
	14%	22%	10%	12%	-	6%	11%	15%	80%	25%	-	50%
25% to 50%	35	15	11	8	1	9	11	3	1	3	6	2
	100%	43%	31%	23%	3%	26%	31%	9%	3%	9%	17%	6%
	36%	41%	28%	47%	25%	25%	41%	23%	20%	75%	75%	50%
51% to 75%	18	5	9	4	-	9	5	3	-	-	1	-
	100%	28%	50%	22%	-	50%	28%	17%	-	-	6%	-
	19%	14%	23%	24%	-	25%	19%	23%	-	-	13%	-
76% to 100%	26	8	12	3	3	15	6	4	-	-	1	-
	100%	31%	46%	12%	12%	58%	23%	15%	-	-	4%	-
	27%	22%	31%	18%	75%	42%	22%	31%	-	-	13%	-

TABLE 2

INGATHERING MATERIALS SURVEY
 For the NAD Church Ministries Department - Spring 1987

NUMBER OF CHURCH MEMBERS WHO ARE INVOLVED IN CONTACTING NON-MEMBERS

	DISTRICT SIZE					CHURCH MEMBERSHIP						
	TOTAL	ONE	TWO	THREE	FOUR+	UNDER	100 TO	200 TO	300 TO	400 TO	500 TO	OVER
	CHURCH	CHURCH	CHURCH	CHURCH	CHURCH	100	199	299	399	499	1000	1000
ANALYZED RESPONDENTS	97	37	38	18	4	36	28	13	4	4	8	4
	100%	38%	39%	19%	4%	37%	29%	13%	4%	4%	8%	4%
	100%	100%	100%	100%	100%	100%	100%	100%	100%	100%	100%	100%
Less than ten	29	4	15	8	2	17	7	3	2	-	-	-
	100%	14%	52%	28%	7%	59%	24%	10%	7%	-	-	-
	30%	11%	39%	44%	50%	47%	25%	23%	50%	-	-	-
10 to 25	26	8	11	6	1	13	9	1	1	2	-	-
	100%	31%	42%	23%	4%	50%	35%	4%	4%	8%	-	-
	27%	22%	29%	33%	25%	36%	32%	8%	25%	50%	-	-
25 to 50	21	10	8	3	-	5	7	6	1	1	1	-
	100%	48%	38%	14%	-	24%	33%	29%	5%	5%	5%	-
	22%	27%	21%	17%	-	14%	25%	46%	25%	25%	13%	-
50 to 75	11	6	3	1	1	1	5	3	-	1	1	-
	100%	55%	27%	9%	9%	9%	45%	27%	-	9%	9%	-
	11%	16%	8%	6%	25%	3%	18%	23%	-	25%	13%	-
75 to 100	5	5	-	-	-	-	-	-	-	-	2	3
	100%	100%	-	-	-	-	-	-	-	-	40%	60%
	5%	14%	-	-	-	-	-	-	-	-	25%	75%
Over 100	5	4	1	-	-	-	-	-	-	-	4	1
	100%	80%	20%	-	-	-	-	-	-	-	80%	20%
	5%	11%	3%	-	-	-	-	-	-	-	50%	25%

TABLE 3

INGATHERING MATERIALS SURVEY
 For the NAD Church Ministries Department - Spring 1987

MEMBERS WHO SIMPLY GIVE TO INGATHERING AS AN OFFERING

	DISTRICT SIZE				CHURCH MEMBERSHIP							
	TOTAL	ONE CHURCH	TWO CHURCH	THREE CHURCH	FOUR+ CHURCH	UNDER 100	100 TO 199	200 TO 299	300 TO 399	400 TO 499	500 TO 1000	OVER 1000
ANALYZED RESPONDENTS	90	36	37	16	1	30	25	14	5	4	8	4
	100%	40%	41%	18%	1%	33%	28%	16%	6%	4%	9%	4%
	100%	100%	100%	100%	100%	100%	100%	100%	100%	100%	100%	100%
Less than 25%	36	14	17	5	-	15	10	4	1	2	2	2
	100%	39%	47%	14%	-	42%	28%	11%	3%	6%	6%	6%
	40%	39%	46%	31%	-	50%	40%	29%	20%	50%	25%	50%
25% to 50%	39	12	18	8	1	12	11	10	2	-	4	-
	100%	31%	46%	21%	3%	31%	28%	26%	5%	-	10%	-
	43%	33%	49%	50%	100%	40%	44%	71%	40%	-	50%	-
50% to 75%	11	8	1	2	-	3	2	-	1	2	2	1
	100%	73%	9%	18%	-	27%	18%	-	9%	18%	18%	9%
	12%	22%	3%	13%	-	10%	8%	-	20%	50%	25%	25%
75% to 100%	4	2	1	1	-	-	2	-	1	-	-	1
	100%	50%	25%	25%	-	-	50%	-	25%	-	-	25%
	4%	6%	3%	6%	-	-	8%	-	20%	-	-	25%

TABLE 4

INGATHERING MATERIALS SURVEY
 For the NAD Church Ministries Department - Spring 1987

WHICH OF THE INGATHERING BOOKLETS DID YOU USE?

	DISTRICT SIZE					CHURCH MEMBERSHIP							
	TOTAL	ONE	TWO	THREE	FOUR+	UNDER	100	100 TO	200	TO 300	TO 400	TO 500	TO OVER
	CHURCH	CHURCH	CHURCH	CHURCH	CHURCH	100	199	299	399	499	1000	1000	
ANALYZED RESPONDENTS	96	36	39	17	4	35	27	13	5	4	8	4	
	100%	38%	41%	18%	4%	36%	28%	14%	5%	4%	8%	4%	
	100%	100%	100%	100%	100%	100%	100%	100%	100%	100%	100%	100%	100%
Vibrant Life	80	25	35	16	4	30	25	11	5	2	6	1	
	100%	31%	44%	20%	5%	38%	31%	14%	6%	3%	8%	1%	
	83%	69%	90%	94%	100%	86%	93%	85%	100%	50%	75%	25%	
Message	21	13	6	2	-	4	6	3	1	2	2	3	
	100%	62%	29%	10%	-	19%	29%	14%	5%	10%	10%	14%	
	22%	36%	15%	12%	-	11%	22%	23%	20%	50%	25%	75%	
El Centinela	7	2	4	1	-	4	2	1	-	-	-	-	
	100%	29%	57%	14%	-	57%	29%	14%	-	-	-	-	
	7%	6%	10%	6%	-	11%	7%	8%	-	-	-	-	
Other	6	3	2	-	1	1	2	1	-	-	1	1	
	100%	50%	33%	-	17%	17%	33%	17%	-	-	17%	17%	
	6%	8%	5%	-	25%	3%	7%	8%	-	-	13%	25%	

TABLE 5

INGATHERING MATERIALS SURVEY
 For the NAD Church Ministries Department - Spring 1987

WHAT TYPE OF INGATHERING BOOKLET DID YOU USE?

	DISTRICT SIZE				CHURCH MEMBERSHIP							
	TOTAL	ONE CHURCH	TWO CHURCH	THREE CHURCH	FOUR+ CHURCH	UNDER 100	100 TO 199	200 TO 299	300 TO 399	400 TO 499	500 TO 1000	OVER 1000
ANALYZED RESPONDENTS	81	28	35	15	3	30	23	10	5	4	7	2
	100%	35%	43%	19%	4%	37%	28%	12%	6%	5%	9%	2%
	100%	100%	100%	100%	100%	100%	100%	100%	100%	100%	100%	100%
Report version	47	15	21	10	1	17	14	6	2	3	4	1
	100%	32%	45%	21%	2%	36%	30%	13%	4%	6%	9%	2%
	58%	54%	60%	67%	33%	57%	61%	60%	40%	75%	57%	50%
Caroling version	33	12	14	5	2	13	8	5	3	1	2	1
	100%	36%	42%	15%	6%	39%	24%	15%	9%	3%	6%	3%
	41%	43%	40%	33%	67%	43%	35%	50%	60%	25%	29%	50%
Doctrinal version	15	5	5	4	1	6	4	1	-	1	2	1
	100%	33%	33%	27%	7%	40%	27%	7%	-	7%	13%	7%
	19%	18%	14%	27%	33%	20%	17%	10%	-	25%	29%	50%

TABLE 6

INGATHERING MATERIALS SURVEY
 For the NAD Church Ministries Department - Spring 1987

DID YOU HAVE BOOKLETS LEFT OVER?

	DISTRICT SIZE					CHURCH MEMBERSHIP						
	TOTAL CHURCH	ONE CHURCH	TWO CHURCH	THREE CHURCH	FOUR+ CHURCH	UNDER 100	100 TO 199	200 TO 299	300 TO 399	400 TO 499	500 TO 1000	OVER 1000
ANALYZED RESPONDENTS	97	36	39	18	4	35	29	12	5	4	8	4
	100%	37%	40%	19%	4%	36%	30%	12%	5%	4%	8%	4%
	100%	100%	100%	100%	100%	100%	100%	100%	100%	100%	100%	100%
Yes	81	31	33	14	3	25	25	11	5	3	8	4
	100%	38%	41%	17%	4%	31%	31%	14%	6%	4%	10%	5%
	84%	86%	85%	78%	75%	71%	86%	92%	100%	75%	100%	100%
NO	16	5	6	4	1	10	4	1	-	1	-	-
	100%	31%	38%	25%	6%	63%	25%	6%	-	6%	-	-
	16%	14%	15%	22%	25%	29%	14%	8%	-	25%	-	-

TABLE 7

INGATHERING MATERIALS SURVEY
 For the NAD Church Ministries Department - Spring 1987

HOW MANY BOXES OF INGATHERING MATERIALS WERE LEFT OVER?

	DISTRICT SIZE					CHURCH MEMBERSHIP						
	TOTAL	ONE CHURCH	TWO CHURCH	THREE CHURCH	FOUR+ CHURCH	UNDER 100	100 TO 199	200 TO 299	300 TO 399	400 TO 499	500 TO 1000	OVER 1000
ANALYZED RESPONDENTS	71	24	29	15	3	24	23	10	4	2	6	2
	100%	34%	41%	21%	4%	34%	32%	14%	6%	3%	8%	3%
	100%	100%	100%	100%	100%	100%	100%	100%	100%	100%	100%	100%
None	3	-	2	1	-	1	2	-	-	-	-	-
	100%	-	67%	33%	-	33%	67%	-	-	-	-	-
	4%	-	7%	7%	-	4%	9%	-	-	-	-	-
One to five boxes	34	12	14	6	2	13	8	7	1	-	5	-
	100%	35%	41%	18%	6%	38%	24%	21%	3%	-	15%	-
	48%	50%	48%	40%	67%	54%	35%	70%	25%	-	83%	-
Five to ten boxes	19	5	8	5	1	8	7	2	1	1	-	-
	100%	26%	42%	26%	5%	42%	37%	11%	5%	5%	-	-
	27%	21%	28%	33%	33%	33%	30%	20%	25%	50%	-	-
Ten to twenty boxes	11	3	5	3	-	2	5	1	1	1	-	1
	100%	27%	45%	27%	-	18%	45%	9%	9%	9%	-	9%
	15%	13%	17%	20%	-	8%	22%	10%	25%	50%	-	50%
More than 20 boxes	4	4	-	-	-	-	1	-	1	-	1	1
	100%	100%	-	-	-	-	25%	-	25%	-	25%	25%
	6%	17%	-	-	-	-	4%	-	25%	-	17%	50%

TABLE 8

INGATHERING MATERIALS SURVEY
 For the NAD Church Ministries Department - Spring 1987

DID YOU RECEIVE MORE MATERIALS THAN YOU ORDERED?

	DISTRICT SIZE					CHURCH MEMBERSHIP							
	TOTAL	ONE	TWO	THREE	FOUR+	UNDER	100	TO 199	TO 299	TO 399	TO 499	TO 1000	TO OVER
ANALYZED RESPONDENTS	90	32	36	18	4	32	28	12	4	3	7	4	
	100%	36%	40%	20%	4%	36%	31%	13%	4%	3%	8%	4%	
	100%	100%	100%	100%	100%	100%	100%	100%	100%	100%	100%	100%	100%
Yes	10	3	5	2	-	6	1	-	-	-	1	2	
	100%	30%	50%	20%	-	60%	10%	-	-	-	10%	20%	
	11%	9%	14%	11%	-	19%	4%	-	-	-	14%	50%	
No	80	29	31	16	4	26	27	12	4	3	6	2	
	100%	36%	39%	20%	5%	33%	34%	15%	5%	4%	8%	3%	
	89%	91%	86%	89%	100%	81%	96%	100%	100%	100%	86%	50%	

TABLE 9

INGATHERING MATERIALS SURVEY

For the NAD Church Ministries Department - Spring 1987

HOW WOULD YOU FEEL IF THE DIFFERENT EDITIONS FOR THE VARIOUS ETHNIC GROUPS WERE COMBINED INTO ONE BOOKLET WITH A COVER PHOTO AND
 OTHER PHOTOS THAT INCLUDED ALL THOSE ETHNIC GROUPS?

	DISTRICT SIZE					CHURCH MEMBERSHIP							
	TOTAL	ONE	TWO	THREE	FOUR+	UNDER	100	100 TO	200	TO 300	TO 400	TO 500	TO OVER
	CHURCH	CHURCH	CHURCH	CHURCH	CHURCH	100	199	299	399	499	1000	1000	
ANALYZED RESPONDENTS	99	37	40	18	4	35	29	14	5	4	8	4	
	100%	37%	40%	18%	4%	35%	29%	14%	5%	4%	8%	4%	
	100%	100%	100%	100%	100%	100%	100%	100%	100%	100%	100%	100%	100%
Positive attitude	50	21	18	10	1	23	11	6	2	1	4	3	
	100%	42%	36%	20%	2%	46%	22%	12%	4%	2%	8%	6%	
	51%	57%	45%	56%	25%	66%	38%	43%	40%	25%	50%	75%	
Neutral attitude	33	15	12	4	2	5	14	6	1	3	3	1	
	100%	45%	36%	12%	6%	15%	42%	18%	3%	9%	9%	3%	
	33%	41%	30%	22%	50%	14%	48%	43%	20%	75%	38%	25%	
Negative attitude	16	1	10	4	1	7	4	2	2	-	1	-	
	100%	6%	63%	25%	6%	44%	25%	13%	13%	-	6%	-	
	16%	3%	25%	22%	25%	20%	14%	14%	40%	-	13%	-	

TABLE 10

INGATHERING MATERIALS SURVEY
 For the NAD Church Ministries Department - Spring 1987

HOW WOULD YOU FEEL IF THE BOOKLET HAD FEWER PAGES?

	DISTRICT SIZE					CHURCH MEMBERSHIP						
	TOTAL	ONE CHURCH	TWO CHURCH	THREE CHURCH	FOUR+ CHURCH	UNDER 100	100 TO 199	200 TO 299	300 TO 399	400 TO 499	500 TO 1000	OVER 1000
ANALYZED RESPONDENTS	100	38	40	18	4	36	29	14	5	4	8	4
	100%	38%	40%	18%	4%	36%	29%	14%	5%	4%	8%	4%
	100%	100%	100%	100%	100%	100%	100%	100%	100%	100%	100%	100%
Positive attitude	19	8	8	2	1	3	7	2	2	1	2	2
	100%	42%	42%	11%	5%	16%	37%	11%	11%	5%	11%	11%
	19%	21%	20%	11%	25%	8%	24%	14%	40%	25%	25%	50%
Neutral attitude	41	15	16	8	2	16	13	5	3	-	3	1
	100%	37%	39%	20%	5%	39%	32%	12%	7%	-	7%	2%
	41%	39%	40%	44%	50%	44%	45%	36%	60%	-	38%	25%
Negative attitude	40	15	16	8	1	17	9	7	-	3	3	1
	100%	38%	40%	20%	3%	43%	23%	18%	-	8%	8%	3%
	40%	39%	40%	44%	25%	47%	31%	50%	-	75%	38%	25%

TABLE 11

INGATHERING MATERIALS SURVEY
 For the NAD Church Ministries Department - Spring 1987

HOW WOULD YOU FEEL IF YOUR CHURCH WERE CHARGED A FEW PENNIES EACH FOR THE LARGER BOOKLETS?

	DISTRICT SIZE					CHURCH MEMBERSHIP						
	TOTAL	ONE CHURCH	TWO CHURCH	THREE CHURCH	FOUR+ CHURCH	UNDER 100	100 TO 199	200 TO 299	300 TO 399	400 TO 499	500 TO 1000	OVER 1000
ANALYZED RESPONDENTS	100	38	40	18	4	36	29	14	5	4	8	4
	100%	38%	40%	18%	4%	36%	29%	14%	5%	4%	8%	4%
	100%	100%	100%	100%	100%	100%	100%	100%	100%	100%	100%	100%
Positive attitude	9	1	6	2	-	5	3	-	-	-	-	1
	100%	11%	67%	22%	-	56%	33%	-	-	-	-	11%
	9%	3%	15%	11%	-	14%	10%	-	-	-	-	25%
Neutral attitude	28	14	10	4	-	8	4	5	4	2	5	-
	100%	50%	36%	14%	-	29%	14%	18%	14%	7%	18%	-
	28%	37%	25%	22%	-	22%	14%	36%	80%	50%	63%	-
Negative attitude	63	23	24	12	4	23	22	9	1	2	3	3
	100%	37%	38%	19%	6%	37%	35%	14%	2%	3%	5%	5%
	63%	61%	60%	67%	100%	64%	76%	64%	20%	50%	38%	75%

TABLE 12

INGATHERING MATERIALS SURVEY

For the NAD Church Ministries Department - Spring 1987

HOW WOULD YOU FEEL IF THAT STATISTICS ABOUT S.D.A. WORK INCLUDED ONLY THOSE ITEMS THAT ACTUALLY GET INGATHERING FUNDS INSTEAD OF ALL PROGRAMS?

	DISTRICT SIZE					CHURCH MEMBERSHIP						
	TOTAL	ONE CHURCH	TWO CHURCH	THREE CHURCH	FOUR+ CHURCH	UNDER 100	100 TO 199	200 TO 299	300 TO 399	400 TO 499	500 TO 1000	OVER 1000
ANALYZED RESPONDENTS	98	37	39	18	4	34	29	14	5	4	8	4
	100%	38%	40%	18%	4%	35%	30%	14%	5%	4%	8%	4%
	100%	100%	100%	100%	100%	100%	100%	100%	100%	100%	100%	100%
Positive attitude	54	25	16	10	3	17	19	6	3	2	4	3
	100%	45%	30%	19%	6%	31%	35%	11%	6%	4%	7%	6%
	55%	68%	41%	56%	75%	50%	66%	43%	60%	50%	50%	75%
Neutral attitude	17	2	12	3	-	10	2	3	-	1	1	-
	100%	12%	71%	18%	-	59%	12%	18%	-	6%	6%	-
	17%	5%	31%	17%	-	29%	7%	21%	-	25%	13%	-
Negative attitude	26	10	10	5	1	7	7	5	2	1	3	1
	100%	38%	38%	19%	4%	27%	27%	19%	8%	4%	12%	4%
	27%	27%	26%	28%	25%	21%	24%	36%	40%	25%	38%	25%

INGATHERING MATERIALS SURVEY
 For the NAD Church Ministries Department - Spring 1987

IF THE INGATHERING BOOKLET HAD A BLANK SPACE ON THE BACK COVER FOR A LOCAL INPRINT - WOULD YOUR CHURCH PRINT SOMETHING THERE?

	DISTRICT SIZE					CHURCH MEMBERSHIP						
	TOTAL CHURCH	ONE CHURCH	TWO CHURCH	THREE CHURCH	FOUR+ CHURCH	UNDER 100	100 TO 199	200 TO 299	300 TO 399	400 TO 499	500 TO 1000	OVER 1000
ANALYZED RESPONDENTS	100	38	40	18	4	36	29	14	5	4	8	4
	100%	38%	40%	18%	4%	36%	29%	14%	5%	4%	8%	4%
	100%	100%	100%	100%	100%	100%	100%	100%	100%	100%	100%	100%
Yes	65	24	27	12	2	26	16	8	4	3	4	4
	100%	37%	42%	18%	3%	40%	25%	12%	6%	5%	6%	6%
	65%	63%	68%	67%	50%	72%	55%	57%	80%	75%	50%	100%
Maybe	18	5	8	4	1	3	10	3	1	1	-	-
	100%	28%	44%	22%	6%	17%	56%	17%	6%	6%	-	-
	18%	13%	20%	22%	25%	8%	34%	21%	20%	25%	-	-
No	17	9	5	2	1	7	3	3	-	-	4	-
	100%	53%	29%	12%	6%	41%	18%	18%	-	-	24%	-
	17%	24%	13%	11%	25%	19%	10%	21%	-	-	50%	-
Don't know	-	-	-	-	-	-	-	-	-	-	-	-
	-	-	-	-	-	-	-	-	-	-	-	-
	-	-	-	-	-	-	-	-	-	-	-	-

TABLE 15

INGATHERING MATERIALS SURVEY
 For the NAD Church Ministries Department - Spring 1987

IF THERE WAS A COST OF A FEW CENTS EACH FOR THE LARGER BOOKLETS - WHAT WOULD YOU RECOMMEND TO YOUR CHURCH BOARD?

	DISTRICT SIZE					CHURCH MEMBERSHIP							
	TOTAL	ONE	TWO	THREE	FOUR+	UNDER	100	100 TO	200	TO 300	TO 400	TO 500	TO OVER
	CHURCH	CHURCH	CHURCH	CHURCH	CHURCH	100	199	299	399	499	1000	1000	
ANALYZED RESPONDENTS	100	38	40	18	4	36	29	14	5	4	8	4	
	100%	38%	40%	18%	4%	36%	29%	14%	5%	4%	8%	4%	
	100%	100%	100%	100%	100%	100%	100%	100%	100%	100%	100%	100%	100%
Use on the free materials	51	24	18	7	2	15	17	7	2	3	5	2	
	100%	47%	35%	14%	4%	29%	33%	14%	4%	6%	10%	4%	
	51%	63%	45%	39%	50%	42%	59%	50%	40%	75%	63%	50%	
Purchase a few of the larger booklets	29	10	12	5	2	10	8	4	2	1	2	2	
	100%	34%	41%	17%	7%	34%	28%	14%	7%	3%	7%	7%	
	29%	26%	30%	28%	50%	28%	28%	29%	40%	25%	25%	50%	
Purchase as many as we used last year	11	3	5	3	-	6	2	2	1	-	-	-	
	100%	27%	45%	27%	-	55%	18%	18%	9%	-	-	-	
	11%	8%	13%	17%	-	17%	7%	14%	20%	-	-	-	
Other	8	1	4	3	-	5	2	-	-	-	1	-	
	100%	13%	50%	38%	-	63%	25%	-	-	-	13%	-	
	8%	3%	10%	17%	-	14%	7%	-	-	-	13%	-	
Don't know	1	-	1	-	-	-	-	1	-	-	-	-	
	100%	-	100%	-	-	-	-	100%	-	-	-	-	
	1%	-	3%	-	-	-	-	7%	-	-	-	-	

INGATHERING MATERIALS SURVEY
 For the NAD Church Ministries Department - Spring 1987

METHOD LIKELY USED BY THOSE CHURCHES THAT WOULD USE A LOCAL IMPRINT

	DISTRICT SIZE					CHURCH MEMBERSHIP						
	TOTAL CHURCH	ONE CHURCH	TWO CHURCH	THREE CHURCH	FOUR+ CHURCH	UNDER 100	100 TO 199	200 TO 299	300 TO 399	400 TO 499	500 TO 1000	OVER 1000
ANALYZED RESPONDENTS	73	27	29	15	2	27	21	10	4	3	4	4
	100%	37%	40%	21%	3%	37%	29%	14%	5%	4%	5%	5%
	100%	100%	100%	100%	100%	100%	100%	100%	100%	100%	100%	100%
Rubber stamp	34	10	14	8	2	16	7	3	3	1	1	3
	100%	29%	41%	24%	6%	47%	21%	9%	9%	3%	3%	9%
	47%	37%	48%	53%	100%	59%	33%	30%	75%	33%	25%	75%
Print shop	27	12	10	5	-	6	8	6	1	2	3	1
	100%	44%	37%	19%	-	22%	30%	22%	4%	7%	11%	4%
	37%	44%	34%	33%	-	22%	38%	60%	25%	67%	75%	25%
Don't know	7	2	4	1	-	2	5	-	-	-	-	-
	100%	29%	57%	14%	-	29%	71%	-	-	-	-	-
	10%	7%	14%	7%	-	7%	24%	-	-	-	-	-
Other method	3	3	-	-	-	1	1	1	-	-	-	-
	100%	100%	-	-	-	33%	33%	33%	-	-	-	-
	4%	11%	-	-	-	4%	5%	10%	-	-	-	-
Handwritten	2	-	1	1	-	2	-	-	-	-	-	-
	100%	-	50%	50%	-	100%	-	-	-	-	-	-
	3%	-	3%	7%	-	7%	-	-	-	-	-	-

INGATHERING MATERIALS SURVEY

For the NAD Church Ministries Department - Spring 1987

THE OUTREACH RESULTS OF INGATHERING

	DISTRICT SIZE					CHURCH MEMBERSHIP						
	TOTAL CHURCH	ONE CHURCH	TWO CHURCH	THREE CHURCH	FOUR+ CHURCH	UNDER 100	100 TO 199	200 TO 299	300 TO 399	400 TO 499	500 TO 1000	OVER 1000
ANALYZED RESPONDENTS	100	38	40	18	4	36	29	14	5	4	8	4
	100%	38%	40%	18%	4%	36%	29%	14%	5%	4%	8%	4%
	100%	100%	100%	100%	100%	100%	100%	100%	100%	100%	100%	100%
Health/community services	75	27	31	15	2	26	21	12	3	4	7	2
	100%	36%	41%	20%	3%	35%	28%	16%	4%	5%	9%	3%
	75%	71%	78%	83%	50%	72%	72%	86%	60%	100%	88%	50%
Bible studies requested	65	25	25	13	2	23	17	11	2	3	7	2
	100%	38%	38%	20%	3%	35%	26%	17%	3%	5%	11%	3%
	65%	66%	63%	72%	50%	64%	59%	79%	40%	75%	89%	50%
Have baptized someone	38	16	14	6	2	14	9	5	2	3	4	1
	100%	42%	37%	16%	5%	37%	24%	13%	5%	8%	11%	3%
	38%	42%	35%	33%	50%	39%	31%	36%	40%	75%	50%	25%

TABLE 17

INGATHERING MATERIALS SURVEY
 For the NAD Church Ministries Department - Spring 1987

LEADERSHIP OF THE INGATHERING CAMPAIGN IN 1986

	DISTRICT SIZE				CHURCH MEMBERSHIP							
	TOTAL	ONE	TWO	THREE	FOUR+	UNDER	100	TO 200	TO 300	TO 400	TO 500	TO OVER
	CHURCH	CHURCH	CHURCH	CHURCH	CHURCH	100	199	299	399	499	1000	1000
ANALYZED RESPONDENTS	99	38	39	18	4	36	28	14	5	4	8	4
	100%	38%	39%	18%	4%	36%	28%	14%	5%	4%	8%	4%
	100%	100%	100%	100%	100%	100%	100%	100%	100%	100%	100%	100%
A lay leader	73	29	27	15	2	27	20	11	3	4	6	2
	100%	40%	37%	21%	3%	37%	27%	15%	4%	5%	8%	3%
	74%	76%	69%	83%	50%	75%	71%	79%	60%	100%	75%	50%
The pastor or associate	24	7	12	3	2	9	7	2	2	-	2	2
	100%	29%	50%	13%	8%	38%	29%	8%	8%	-	8%	8%
	24%	18%	31%	17%	50%	25%	25%	14%	40%	-	25%	50%
No one was responsible	2	2	-	-	-	-	1	1	-	-	-	-
	100%	100%	-	-	-	-	50%	50%	-	-	-	-
	2%	5%	-	-	-	-	4%	7%	-	-	-	-

TABLE 18

INGATHERING MATERIALS SURVEY

For the NAD Church Ministries Department - Spring 1987

WHAT IMPROVEMENTS WOULD YOU SUGGEST FOR THE INGATHERING MATERIALS?

	DISTRICT SIZE					CHURCH MEMBERSHIP						
	TOTAL	ONE CHURCH	TWO CHURCH	THREE CHURCH	FOUR+ CHURCH	UNDER 100	100 TO 199	200 TO 299	300 TO 399	400 TO 499	500 TO 1000	OVER 1000
ANALYZED RESPONDENTS	94	35	37	18	4	35	26	13	4	4	8	4
	100%	37%	39%	19%	4%	37%	28%	14%	4%	4%	9%	4%
	100%	100%	100%	100%	100%	100%	100%	100%	100%	100%	100%	100%
Be more specific about the use of the funds	22	6	9	6	1	11	8	1	1	-	1	-
	100%	27%	41%	27%	5%	50%	36%	5%	5%	-	5%	-
	23%	17%	24%	33%	25%	31%	31%	8%	25%	-	13%	-
None	17	7	5	4	1	6	7	2	-	-	1	1
	100%	41%	29%	24%	6%	35%	41%	12%	-	-	6%	6%
	18%	20%	14%	22%	25%	17%	27%	15%	-	-	13%	25%
More emphasis on the community service statistics	13	4	5	4	-	3	5	2	-	1	2	-
	100%	31%	38%	31%	-	23%	38%	15%	-	8%	15%	-
	14%	11%	14%	22%	-	9%	19%	15%	-	25%	25%	-
Give it more localized emphasis & material	12	5	5	2	-	6	2	-	1	2	-	1
	100%	42%	42%	17%	-	50%	17%	-	8%	17%	-	8%
	13%	14%	14%	11%	-	17%	8%	-	25%	50%	-	25%
Make it more outreach and evangelism oriented	11	4	6	1	-	4	2	2	1	-	2	-
	100%	36%	55%	9%	-	36%	18%	18%	9%	-	18%	-
	12%	11%	16%	6%	-	11%	8%	15%	25%	-	25%	-
Improve the readability - make it briefer & simpler	6	3	2	1	-	1	1	2	-	1	-	1
	100%	50%	33%	17%	-	17%	17%	33%	-	17%	-	17%
	6%	9%	5%	6%	-	3%	4%	15%	-	25%	-	25%
Need additional languages	2	1	-	-	1	1	-	1	-	-	-	-
	100%	50%	-	-	50%	50%	-	50%	-	-	-	-
	2%	3%	-	-	25%	3%	-	8%	-	-	-	-
Change the actual use of the funds raised	2	1	1	-	-	1	-	-	-	-	-	1
	100%	50%	50%	-	-	50%	-	-	-	-	-	50%
	2%	3%	3%	-	-	3%	-	-	-	-	-	25%
Give it more of a health emphasis/slant	2	-	1	-	1	1	-	-	1	-	-	-
	100%	-	50%	-	50%	50%	-	-	50%	-	-	-
	2%	-	3%	-	25%	3%	-	-	25%	-	-	-
Others	2	1	1	-	-	-	-	1	-	-	1	-
	100%	50%	50%	-	-	-	-	50%	-	-	50%	-
	2%	3%	3%	-	-	-	-	8%	-	-	13%	-
Give it more of a family life emphasis/slant	2	2	-	-	-	-	-	2	-	-	-	-
	100%	100%	-	-	-	-	-	100%	-	-	-	-
	2%	6%	-	-	-	-	-	15%	-	-	-	-

TABLE 19

INGATHERING MATERIALS SURVEY
 For the NAD Church Ministries Department - Spring 1987

WHAT IMPROVEMENTS WOULD YOU SUGGEST FOR THE INGATHERING MATERIALS?

	DISTRICT SIZE				CHURCH MEMBERSHIP							
	TOTAL CHURCH	ONE CHURCH	TWO CHURCH	THREE CHURCH	FOUR+ CHURCH	UNDER 100	100 TO 199	200 TO 299	300 TO 399	400 TO 499	500 TO 1000	OVER 1000
Use the 800 number for follow-up offers	1	-	1	-	-	-	1	-	-	-	-	-
	100%	-	100%	-	-	-	100%	-	-	-	-	-
	1%	-	3%	-	-	-	4%	-	-	-	-	-
Include more material about E & White	1	-	1	-	-	1	-	-	-	-	-	-
	100%	-	100%	-	-	100%	-	-	-	-	-	-
	1%	-	3%	-	-	3%	-	-	-	-	-	-
Deal with current social issues & needs	1	1	-	-	-	-	-	-	-	-	1	-
	100%	100%	-	-	-	-	-	-	-	-	100%	-
	1%	3%	-	-	-	-	-	-	-	-	13%	-

INGATHERING MATERIALS SURVEY

For the MAD Church Ministries Department - Spring 1987

WHAT IMPROVEMENTS WOULD YOU SUGGEST FOR THE INGATHERING MATERIALS?

	ETHNICITY OF CHURCH					COMMUNITY CONTEXT OF CHURCH				
	TOTAL	WHITE	BLACK	HISPANIC	ASIAN	OTHER	URBAN	SUBURBAN	SMALL TWN	RURAL
Use the 800 number for follow-up offers	1	1	-	-	-	-	-	-	1	-
	100%	100%	-	-	-	-	-	-	100%	-
	1%	1%	-	-	-	-	-	-	3%	-
Include more material about E G White	1	1	-	-	-	-	-	-	-	1
	100%	100%	-	-	-	-	-	-	-	100%
	1%	1%	-	-	-	-	-	-	-	17%
Deal with current social issues & needs	1	-	1	-	-	-	1	-	-	-
	100%	-	100%	-	-	-	100%	-	-	-
	1%	-	6%	-	-	-	3%	-	-	-

INGATHERING MATERIALS SURVEY
 For the NAD Church Ministries Department - Spring 1987

WHAT METHODS DID THE CHURCH USE TO RAISE ITS INGATHERING GOAL IN 1986?

	ETHNICITY OF CHURCH					COMMUNITY CONTEXT OF CHURCH				
	TOTAL	WHITE	BLACK	HISPANIC	ASIAN	OTHER	URBAN	SUBURBAN	SMALL TOWN	RURAL
ANALYZED RESPONDENTS	100	71	18	3	3	5	39	14	41	6
	100%	71%	18%	3%	3%	5%	39%	14%	41%	6%
	100%	100%	100%	100%	100%	100%	100%	100%	100%	100%
Donations of members	93	67	18	2	3	3	35	14	38	6
	100%	72%	19%	2%	3%	3%	38%	15%	41%	6%
	93%	94%	100%	67%	100%	60%	90%	100%	93%	100%
Business solicitation	82	58	16	3	1	4	28	10	38	6
	100%	71%	20%	4%	1%	5%	34%	12%	46%	7%
	82%	82%	89%	100%	33%	80%	72%	71%	93%	100%
Door-to-door Solicitation	75	50	16	3	2	4	30	9	31	5
	100%	67%	21%	4%	3%	5%	40%	12%	41%	7%
	75%	70%	89%	100%	67%	80%	77%	64%	76%	83%
Public solicitation	13	4	6	-	-	3	7	-	6	-
	100%	31%	46%	-	-	23%	54%	-	46%	-
	13%	6%	33%	-	-	60%	18%	-	15%	-
Included in church budget	6	3	2	-	-	1	4	-	1	1
	100%	50%	33%	-	-	17%	67%	-	17%	17%
	6%	4%	11%	-	-	20%	10%	-	2%	17%
Other	4	2	1	-	-	1	3	1	-	-
	100%	50%	25%	-	-	25%	75%	25%	-	-
	4%	3%	6%	-	-	20%	8%	7%	-	-

INGATHERING MATERIALS SURVEY
 For the NAD Church Ministries Department - Spring 1987

PORTION OF INGATHERING FUNDS RAISED FROM NON-MEMBERS

	ETHNICITY OF CHURCH					COMMUNITY CONTEXT OF CHURCH				
	TOTAL WHITE	BLACK	HISPANIC	ASIAN	OTHER	URBAN	SUBURBAN	SMALL TWN	RURAL	
ANALYZED RESPONDENTS	97	69	17	3	3	5	38	14	39	6
	100%	71%	18%	3%	3%	5%	39%	14%	40%	6%
	100%	100%	100%	100%	100%	100%	100%	100%	100%	100%
None	4	3	1	-	-	-	1	2	1	-
	100%	75%	25%	-	-	-	25%	50%	25%	-
	4%	4%	6%	-	-	-	3%	14%	3%	-
Less than 25%	14	11	-	-	2	1	9	4	1	-
	100%	79%	-	-	14%	7%	64%	29%	7%	-
	14%	16%	-	-	67%	20%	24%	29%	3%	-
25% to 50%	35	23	11	1	-	-	13	5	11	6
	100%	66%	31%	3%	-	-	37%	14%	31%	17%
	36%	33%	65%	33%	-	-	34%	36%	28%	100%
51% to 75%	18	13	3	1	-	1	7	1	10	-
	100%	72%	17%	6%	-	6%	39%	6%	56%	-
	19%	19%	18%	33%	-	20%	18%	7%	26%	-
76% to 100%	26	19	2	1	1	3	8	2	16	-
	100%	73%	8%	4%	4%	12%	31%	8%	62%	-
	27%	28%	12%	33%	33%	60%	21%	14%	41%	-

INGATHERING MATERIALS SURVEY
 For the NAD Church Ministries Department - Spring 1987

NUMBER OF CHURCH MEMBERS WHO ARE INVOLVED IN CONTACTING NON-MEMBERS

	ETHNICITY OF CHURCH					COMMUNITY CONTEXT OF CHURCH				
	TOTAL	WHITE	BLACK	HISPANIC	ASIAN	OTHER	URBAN	SUBURBAN	SMALL TWN	RURAL
ANALYZED RESPONDENTS	97	70	16	3	3	5	37	14	40	6
	100%	72%	16%	3%	3%	5%	38%	14%	41%	6%
	100%	100%	100%	100%	100%	100%	100%	100%	100%	100%
Less than ten	29	25	2	-	2	-	7	4	16	2
	100%	86%	7%	-	7%	-	24%	14%	55%	7%
	30%	36%	13%	-	67%	-	19%	29%	40%	33%
10 to 25	25	21	4	1	-	-	8	4	12	2
	100%	81%	15%	4%	-	-	31%	15%	46%	8%
	27%	30%	25%	33%	-	-	22%	29%	30%	33%
25 to 50	21	13	4	1	-	3	9	4	6	2
	100%	62%	19%	5%	-	14%	43%	19%	29%	10%
	22%	19%	25%	33%	-	60%	24%	29%	15%	33%
50 to 75	11	6	2	1	1	1	7	-	4	-
	100%	55%	18%	9%	9%	9%	64%	-	36%	-
	11%	9%	13%	33%	33%	20%	19%	-	10%	-
75 to 100	5	2	2	-	-	1	4	1	-	-
	100%	40%	40%	-	-	20%	80%	20%	-	-
	5%	3%	13%	-	-	20%	11%	7%	-	-
Over 100	5	3	2	-	-	-	2	1	2	-
	100%	60%	40%	-	-	-	40%	20%	40%	-
	5%	4%	13%	-	-	-	5%	7%	5%	-

INGATHERING MATERIALS SURVEY
 For the NAD Church Ministries Department - Spring 1987

MEMBERS WHO SIMPLY GIVE TO INGATHERING AS AN OFFERING

	ETHNICITY OF CHURCH					COMMUNITY CONTEXT OF CHURCH				
	TOTAL	WHITE	BLACK	HISPANIC	ASIAN	OTHER	URBAN	SUBURBAN	SMALL TOWN	RURAL
ANALYZED RESPONDENTS	90	63	16	3	3	5	36	13	35	6
	100%	70%	18%	3%	3%	6%	40%	14%	39%	7%
	100%	100%	100%	100%	100%	100%	100%	100%	100%	100%
Less than 25%	36	26	5	1	1	3	13	2	20	1
	100%	72%	14%	3%	3%	8%	36%	6%	56%	3%
	40%	41%	31%	33%	33%	60%	36%	15%	57%	17%
25% to 50%	39	29	7	2	1	-	14	9	12	4
	100%	74%	18%	5%	3%	-	36%	23%	31%	10%
	43%	46%	44%	67%	33%	-	39%	69%	34%	67%
50% to 75%	11	5	3	-	1	2	7	1	3	-
	100%	45%	27%	-	9%	18%	64%	9%	27%	-
	12%	8%	19%	-	33%	40%	19%	8%	9%	-
75% to 100%	4	3	1	-	-	-	2	1	-	1
	100%	75%	25%	-	-	-	50%	25%	-	25%
	4%	5%	6%	-	-	-	6%	8%	-	17%

INGATHERING MATERIALS SURVEY
 For the NAD Church Ministries Department - Spring 1987

WHICH OF THE INGATHERING BOOKLETS DID YOU USE?

	ETHNICITY OF CHURCH					COMMUNITY CONTEXT OF CHURCH				
	TOTAL WHITE	BLACK	HISPANIC	ASIAN	OTHER	URBAN	SUBURBAN	SMALL TWN	RURAL	
ANALYZED RESPONDENTS	96	68	18	3	3	4	37	14	39	6
	100%	71%	19%	3%	3%	4%	39%	15%	41%	6%
	100%	100%	100%	100%	100%	100%	100%	100%	100%	100%
Vibrant Life	80	66	6	2	3	3	26	11	37	6
	100%	83%	8%	3%	4%	4%	33%	14%	46%	8%
	83%	97%	33%	67%	100%	75%	70%	79%	95%	100%
Message	21	1	17	-	-	3	14	2	4	1
	100%	5%	81%	-	-	14%	67%	10%	19%	5%
	22%	1%	94%	-	-	75%	38%	14%	10%	17%
El Centinela	7	1	1	3	-	2	6	-	1	-
	100%	14%	14%	43%	-	29%	86%	-	14%	-
	7%	1%	6%	100%	-	50%	16%	-	3%	-
Other	6	3	1	-	1	1	6	-	-	-
	100%	50%	17%	-	17%	17%	100%	-	-	-
	6%	4%	6%	-	33%	25%	16%	-	-	-

INGATHERING MATERIALS SURVEY
 For the NAD Church Ministries Department - Spring 1987

WHAT TYPE OF INGATHERING BOOKLET DID YOU USE?

	ETHNICITY OF CHURCH					COMMUNITY CONTEXT OF CHURCH				
	TOTAL	WHITE	BLACK	HISPANIC	ASIAN	OTHER	URBAN	SUBURBAN	SMALL TOWN	RURAL
ANALYZED RESPONDENTS	81	63	11	1	2	4	29	12	35	5
	100%	78%	14%	1%	2%	5%	36%	15%	43%	6%
	100%	100%	100%	100%	100%	100%	100%	100%	100%	100%
Report version	47	40	4	1	-	2	16	8	20	3
	100%	85%	9%	2%	-	4%	34%	17%	43%	6%
	58%	63%	36%	100%	-	50%	55%	67%	57%	60%
Caroling version	33	22	6	-	2	3	15	3	13	2
	100%	67%	18%	-	6%	9%	45%	9%	39%	6%
	41%	35%	55%	-	100%	75%	52%	25%	37%	40%
Doctrinal version	15	14	1	-	-	-	3	2	10	-
	100%	93%	7%	-	-	-	20%	13%	67%	-
	19%	22%	9%	-	-	-	10%	17%	29%	-

INGATHERING MATERIALS SURVEY
 For the NAD Church Ministries Department - Spring 1987

DID YOU HAVE BOOKLETS LEFT OVER?

	ETHNICITY OF CHURCH					COMMUNITY CONTEXT OF CHURCH				
	TOTAL	WHITE	BLACK	HISPANIC	ASIAN	OTHER	URBAN	SUBURBAN	SMALL TWN	RURAL
ANALYZED RESPONDENTS	97	70	17	3	3	4	38	13	40	6
	100%	72%	18%	3%	3%	4%	39%	13%	41%	6%
	100%	100%	100%	100%	100%	100%	100%	100%	100%	100%
Yes	81	59	13	3	3	3	31	12	33	5
	100%	73%	16%	4%	4%	4%	38%	15%	41%	6%
	84%	84%	76%	100%	100%	75%	82%	92%	83%	83%
NO	16	11	4	-	-	1	7	1	7	1
	100%	69%	25%	-	-	6%	44%	6%	44%	6%
	16%	16%	24%	-	-	25%	18%	8%	18%	17%

INGATHERING MATERIALS SURVEY
 For the MAD Church Ministries Department - Spring 1987

HOW MANY BOXES OF INGATHERING MATERIALS WERE LEFT OVER?

	ETHNICITY OF CHURCH					COMMUNITY CONTEXT OF CHURCH				
	TOTAL	WHITE	BLACK	HISPANIC	ASIAN	OTHER	URBAN	SUBURBAN	SMALL TOWN	RURAL
ANALYZED RESPONDENTS	71	53	10	3	2	3	26	11	30	4
	100%	75%	14%	4%	3%	4%	37%	15%	42%	6%
	100%	100%	100%	100%	100%	100%	100%	100%	100%	100%
None	3	2	-	-	-	1	2	-	1	-
	100%	67%	-	-	-	33%	67%	-	33%	-
	4%	4%	-	-	-	33%	8%	-	3%	-
One to five boxes	34	27	4	1	1	1	9	5	18	2
	100%	79%	12%	3%	3%	3%	26%	15%	53%	6%
	48%	51%	40%	33%	50%	33%	35%	45%	60%	50%
Five to ten boxes	19	13	3	2	1	-	9	3	6	1
	100%	68%	16%	11%	5%	-	47%	16%	32%	5%
	27%	25%	30%	67%	50%	-	35%	27%	20%	25%
Ten to twenty boxes	11	8	2	-	-	1	5	1	4	1
	100%	73%	18%	-	-	9%	45%	9%	36%	9%
	15%	15%	20%	-	-	33%	19%	9%	13%	25%
More than 20 boxes	4	3	1	-	-	-	1	2	1	-
	100%	75%	25%	-	-	-	25%	50%	25%	-
	6%	6%	10%	-	-	-	4%	18%	3%	-

INGATHERING MATERIALS SURVEY
 For the NAD Church Ministries Department - Spring 1987

DID YOU RECEIVE MORE MATERIALS THAN YOU ORDERED?

	ETHNICITY OF CHURCH					COMMUNITY CONTEXT OF CHURCH				
	TOTAL	WHITE	BLACK	HISPANIC	ASIAN	OTHER	URBAN	SUBURBAN	SMALL TWN	RURAL
ANALYZED RESPONDENTS	90	66	16	3	1	4	36	11	37	6
	100%	73%	18%	3%	1%	4%	40%	12%	41%	7%
	100%	100%	100%	100%	100%	100%	100%	100%	100%	100%
Yes	10	7	2	1	-	-	3	-	7	-
	100%	70%	20%	10%	-	-	30%	-	70%	-
	11%	11%	13%	33%	-	-	8%	-	19%	-
No	80	59	14	2	1	4	33	11	30	6
	100%	74%	18%	3%	1%	5%	41%	14%	38%	8%
	89%	89%	88%	67%	100%	100%	92%	100%	81%	100%

INGATHERING MATERIALS SURVEY

For the NAD Church Ministries Department - Spring 1987

HOW WOULD YOU FEEL IF THE DIFFERENT EDITIONS FOR THE VARIOUS ETHNIC GROUPS WERE COMBINED INTO ONE BOOKLET WITH A COVER PHOTO AND OTHER PHOTOS THAT INCLUDED ALL THOSE ETHNIC GROUPS?

	ETHNICITY OF CHURCH					COMMUNITY CONTEXT OF CHURCH				
	TOTAL	WHITE	BLACK	HISPANIC	ASIAN	OTHER	URBAN	SUBURBAN	SMALL TWN	RURAL
ANALYZED RESPONDENTS	99	71	18	3	3	4	38	14	41	6
	100%	72%	18%	3%	3%	4%	38%	14%	41%	6%
	100%	100%	100%	100%	100%	100%	100%	100%	100%	100%
Positive attitude	50	32	9	3	2	4	17	7	23	3
	100%	64%	18%	6%	4%	8%	34%	14%	46%	6%
	51%	45%	50%	100%	67%	100%	45%	50%	56%	50%
Neutral attitude	33	28	4	-	1	-	14	4	12	3
	100%	85%	12%	-	3%	-	42%	12%	36%	9%
	33%	39%	22%	-	33%	-	37%	29%	29%	50%
Negative attitude	16	11	5	-	-	-	7	3	6	-
	100%	69%	31%	-	-	-	44%	19%	38%	-
	16%	15%	28%	-	-	-	18%	21%	15%	-

INGATHERING MATERIALS SURVEY

For the NAD Church Ministries Department - Spring 1987

HOW WOULD YOU FEEL IF THE BOOKLET HAD FEWER PAGES?

	ETHNICITY OF CHURCH					COMMUNITY CONTEXT OF CHURCH				
	TOTAL	WHITE	BLACK	HISPANIC	ASIAN	OTHER	URBAN	SUBURBAN	SMALL TWN	RURAL
ANALYZED RESPONDENTS	100	71	18	3	3	5	39	14	41	6
	100%	71%	18%	3%	3%	5%	39%	14%	41%	6%
	100%	100%	100%	100%	100%	100%	100%	100%	100%	100%
Positive attitude	19	13	3	-	1	2	13	2	3	1
	100%	68%	16%	-	5%	11%	68%	11%	16%	5%
	19%	18%	17%	-	33%	40%	33%	14%	7%	17%
Neutral attitude	41	30	7	2	2	-	9	10	20	2
	100%	73%	17%	5%	5%	-	22%	24%	49%	5%
	41%	42%	39%	67%	67%	-	23%	71%	49%	33%
Negative attitude	40	28	8	1	-	3	17	2	18	3
	100%	70%	20%	3%	-	8%	43%	5%	45%	8%
	40%	39%	44%	33%	-	60%	44%	14%	44%	50%

INGATHERING MATERIALS SURVEY
 For the NAD Church Ministries Department - Spring 1987

HOW WOULD YOU FEEL IF YOUR CHURCH WERE CHARGED A FEW PENNIES EACH FOR THE LARGER BOOKLETS?

	ETHNICITY OF CHURCH					COMMUNITY CONTEXT OF CHURCH				
	TOTAL	WHITE	BLACK	HISPANIC	ASIAN	OTHER	URBAN	SUBURBAN	SMALL TOWN	RURAL
ANALYZED RESPONDENTS	100	71	18	3	3	5	39	14	41	6
	100%	71%	18%	3%	3%	5%	39%	14%	41%	6%
	100%	100%	100%	100%	100%	100%	100%	100%	100%	100%
Positive attitude	9	6	1	1	-	1	3	-	6	-
	100%	67%	11%	11%	-	11%	33%	-	67%	-
	9%	8%	6%	33%	-	20%	8%	-	15%	-
Neutral attitude	28	24	2	-	2	-	10	5	10	3
	100%	86%	7%	-	7%	-	36%	18%	36%	11%
	28%	34%	11%	-	67%	-	26%	36%	24%	50%
Negative attitude	63	41	15	2	1	4	26	9	25	3
	100%	65%	24%	3%	2%	6%	41%	14%	40%	5%
	63%	58%	83%	67%	33%	80%	67%	64%	61%	50%

INGATHERING MATERIALS SURVEY

For the MAD Church Ministries Department - Spring 1987

HOW WOULD YOU FEEL IF THAT STATISTICS ABOUT S.D.A. WORK INCLUDED ONLY THOSE ITEMS THAT ACTUALLY GET INGATHERING FUNDS INSTEAD OF ALL PROGRAMS?

	ETHNICITY OF CHURCH					COMMUNITY CONTEXT OF CHURCH				
	TOTAL	WHITE	BLACK	HISPANIC	ASIAN	OTHER	URBAN	SUBURBAN	SMALL TWN	RURAL
ANALYZED RESPONDENTS	98	70	18	3	3	4	38	14	40	6
	100%	71%	18%	3%	3%	4%	39%	14%	41%	6%
	100%	100%	100%	100%	100%	100%	100%	100%	100%	100%
Positive attitude	54	43	7	1	2	1	19	10	23	2
	100%	80%	13%	2%	4%	2%	35%	19%	43%	4%
	55%	61%	39%	33%	67%	25%	50%	71%	58%	33%
Neutral attitude	17	15	2	-	-	-	6	2	8	1
	100%	88%	12%	-	-	-	35%	12%	47%	6%
	17%	21%	11%	-	-	-	16%	14%	20%	17%
Negative attitude	26	12	9	2	1	2	12	2	9	3
	100%	46%	35%	8%	4%	8%	46%	8%	35%	12%
	27%	17%	50%	67%	33%	50%	32%	14%	23%	50%

INGATHERING MATERIALS SURVEY

For the NAD Church Ministries Department - Spring 1987

IF THERE WAS A COST OF A FEW CENTS EACH FOR THE LARGER BOOKLETS - WHAT WOULD YOU RECOMMEND TO YOUR CHURCH BOARD?

	ETHNICITY OF CHURCH					COMMUNITY CONTEXT OF CHURCH				
	TOTAL	WHITE	BLACK	HISPANIC	ASIAN	OTHER	URBAN	SUBURBAN	SMALL TWN	RURAL
ANALYZED RESPONDENTS	100	71	18	3	3	5	39	14	41	6
	100%	71%	18%	3%	3%	5%	39%	14%	41%	6%
	100%	100%	100%	100%	100%	100%	100%	100%	100%	100%
Use on the free materials	51	30	15	1	1	4	25	9	16	1
	100%	59%	29%	2%	2%	8%	49%	18%	31%	2%
	51%	42%	83%	33%	33%	80%	64%	64%	39%	17%
Purchase a few of the larger booklets	29	22	2	2	2	1	11	3	11	4
	100%	76%	7%	7%	7%	3%	38%	10%	38%	14%
	29%	31%	11%	67%	67%	20%	28%	21%	27%	67%
Purchase as many as we used last year	11	11	-	-	-	-	1	2	7	1
	100%	100%	-	-	-	-	9%	18%	64%	9%
	11%	15%	-	-	-	-	3%	14%	17%	17%
Other	8	7	1	-	-	-	1	-	7	-
	100%	88%	13%	-	-	-	13%	-	88%	-
	8%	10%	6%	-	-	-	3%	-	17%	-
Don't know	1	1	-	-	-	-	1	-	-	-
	100%	100%	-	-	-	-	100%	-	-	-
	1%	1%	-	-	-	-	3%	-	-	-

INGATHERING MATERIALS SURVEY

For the NAD Church Ministries Department - Spring 1987

IF THE INGATHERING BOOKLET HAD A BLANK SPACE ON THE BACK COVER FOR A LOCAL INPRINT - WOULD YOUR CHURCH PRINT SOMETHING THERE?

	ETHNICITY OF CHURCH					COMMUNITY CONTEXT OF CHURCH				
	TOTAL	WHITE	BLACK	HISPANIC	ASIAN	OTHER	URBAN	SUBURBAN	SMALL TOWN	RURAL
ANALYZED RESPONDENTS	100	71	18	3	3	5	39	14	41	6
	100%	71%	18%	3%	3%	5%	39%	14%	41%	6%
	100%	100%	100%	100%	100%	100%	100%	100%	100%	100%
Yes	65	47	13	3	1	1	25	11	25	4
	100%	72%	20%	5%	2%	2%	38%	17%	38%	6%
	65%	66%	72%	100%	33%	20%	64%	79%	61%	67%
Maybe	18	14	2	-	-	2	7	1	9	1
	100%	78%	11%	-	-	11%	39%	6%	50%	6%
	18%	20%	11%	-	-	40%	18%	7%	22%	17%
No	17	10	3	-	2	2	7	2	7	1
	100%	59%	18%	-	12%	12%	41%	12%	41%	6%
	17%	14%	17%	-	67%	40%	18%	14%	17%	17%
Don't know	-	-	-	-	-	-	-	-	-	-
	-	-	-	-	-	-	-	-	-	-
	-	-	-	-	-	-	-	-	-	-

INGATHERING MATERIALS SURVEY

For the NAD Church Ministries Department - Spring 1987

METHOD LIKELY USED BY THOSE CHURCHES THAT WOULD USE A LOCAL IMPRINT

	ETHNICITY OF CHURCH					COMMUNITY CONTEXT OF CHURCH				
	TOTAL	WHITE	BLACK	HISPANIC	ASIAN	OTHER	URBAN	SUBURBAN	SMALL TOWN	RURAL
ANALYZED RESPONDENTS	73	53	13	3	1	3	27	12	29	5
	100%	73%	18%	4%	1%	4%	37%	16%	40%	7%
	100%	100%	100%	100%	100%	100%	100%	100%	100%	100%
Rubber stamp	34	22	6	3	1	2	12	4	17	1
	100%	65%	18%	9%	3%	6%	35%	12%	50%	3%
	47%	42%	46%	100%	100%	67%	44%	33%	59%	20%
Print shop	27	22	5	-	-	-	14	4	7	2
	100%	81%	19%	-	-	-	52%	15%	26%	7%
	37%	42%	38%	-	-	-	52%	33%	24%	40%
Don't know	7	5	1	-	-	1	-	1	4	2
	100%	71%	14%	-	-	14%	-	14%	57%	29%
	10%	9%	8%	-	-	33%	-	8%	14%	40%
Other method	3	2	1	-	-	-	1	2	-	-
	100%	67%	33%	-	-	-	33%	67%	-	-
	4%	4%	8%	-	-	-	4%	17%	-	-
Handwritten	2	2	-	-	-	-	-	1	1	-
	100%	100%	-	-	-	-	-	50%	50%	-
	3%	4%	-	-	-	-	-	8%	3%	-

INGATHERING MATERIALS SURVEY

For the NAD Church Ministries Department - Spring 1987

THE OUTREACH RESULTS OF INGATHERING

	ETHNICITY OF CHURCH					COMMUNITY CONTEXT OF CHURCH				
	TOTAL	WHITE	BLACK	HISPANIC	ASIAN	OTHER	URBAN	SUBURBAN	SMALL TOWN	RURAL
ANALYZED RESPONDENTS	100	71	18	3	3	5	39	14	41	6
	100%	71%	18%	3%	3%	5%	39%	14%	41%	6%
	100%	100%	100%	100%	100%	100%	100%	100%	100%	100%
Health/community services	75	54	14	2	2	3	29	9	32	5
	100%	72%	19%	3%	3%	4%	39%	12%	43%	7%
	75%	76%	78%	67%	67%	60%	74%	64%	78%	83%
Bible studies requested	65	48	10	3	2	2	27	7	25	6
	100%	74%	15%	5%	3%	3%	42%	11%	38%	9%
	65%	68%	56%	100%	67%	40%	69%	50%	61%	100%
Have baptized someone	38	26	7	2	1	2	13	6	17	2
	100%	68%	18%	5%	3%	5%	34%	16%	45%	5%
	38%	37%	39%	67%	33%	40%	33%	43%	41%	33%

INGATHERING MATERIALS SURVEY
 For the MAD Church Ministries Department - Spring 1987

LEADERSHIP OF THE INGATHERING CAMPAIGN IN 1986

	ETHNICITY OF CHURCH					COMMUNITY CONTEXT OF CHURCH				
	TOTAL	WHITE	BLACK	HISPANIC	ASIAN	OTHER	URBAN	SUBURBAN	SMALL TWN	RURAL
ANALYZED RESPONDENTS	99	71	18	3	3	4	38	14	41	6
	100%	72%	18%	3%	3%	4%	38%	14%	41%	6%
	100%	100%	100%	100%	100%	100%	100%	100%	100%	100%
A lay leader	73	51	15	3	1	3	28	11	29	5
	100%	70%	21%	4%	1%	4%	38%	15%	40%	7%
	74%	72%	83%	100%	33%	75%	74%	79%	71%	83%
The pastor or associate	24	18	3	-	2	1	10	3	11	-
	100%	75%	13%	-	8%	4%	42%	13%	46%	-
	24%	25%	17%	-	67%	25%	26%	21%	27%	-
No one was responsible	2	2	-	-	-	-	-	-	1	1
	100%	100%	-	-	-	-	-	-	50%	50%
	2%	3%	-	-	-	-	-	-	2%	17%

INGATHERING MATERIALS SURVEY

For the NAD Church Ministries Department - Spring 1987

WHAT IMPROVEMENTS WOULD YOU SUGGEST FOR THE INGATHERING MATERIALS?

	ETHNICITY OF CHURCH					COMMUNITY CONTEXT OF CHURCH				
	TOTAL	WHITE	BLACK	HISPANIC	ASIAN	OTHER	URBAN	SUBURBAN	SMALL TWN	RURAL
ANALYZED RESPONDENTS	94	67	16	3	3	5	35	13	40	6
	100%	71%	17%	3%	3%	5%	37%	14%	43%	6%
	100%	100%	100%	100%	100%	100%	100%	100%	100%	100%
Be more specific about the use of the funds	22	18	3	-	1	-	4	2	15	1
	100%	82%	14%	-	5%	-	18%	9%	68%	5%
	23%	27%	19%	-	33%	-	11%	15%	38%	17%
None	17	13	2	-	1	1	4	4	7	2
	100%	76%	12%	-	6%	6%	24%	24%	41%	12%
	18%	19%	13%	-	33%	20%	11%	31%	18%	33%
More emphasis on the community service statistics	13	11	-	1	-	1	4	2	6	1
	100%	85%	-	8%	-	8%	31%	15%	46%	8%
	14%	16%	-	33%	-	20%	11%	15%	15%	17%
Give it more localized emphasis & material	12	7	3	2	-	-	5	1	5	1
	100%	58%	25%	17%	-	-	42%	8%	42%	8%
	13%	10%	19%	67%	-	-	14%	8%	13%	17%
Make it more outreach and evangelism oriented	11	8	3	-	-	-	8	1	2	-
	100%	73%	27%	-	-	-	73%	9%	18%	-
	12%	12%	19%	-	-	-	23%	8%	5%	-
Improve the readability - make it briefer & simpler	6	1	3	-	-	2	3	2	1	-
	100%	17%	50%	-	-	33%	50%	33%	17%	-
	6%	1%	19%	-	-	40%	9%	15%	3%	-
Need additional languages	2	-	-	-	1	1	2	-	-	-
	100%	-	-	-	50%	50%	100%	-	-	-
	2%	-	-	-	33%	20%	6%	-	-	-
Change the actual use of the funds raised	2	2	-	-	-	-	1	-	1	-
	100%	100%	-	-	-	-	50%	-	50%	-
	2%	3%	-	-	-	-	3%	-	3%	-
Give it more of a health emphasis/slant	2	2	-	-	-	-	1	-	1	-
	100%	100%	-	-	-	-	50%	-	50%	-
	2%	3%	-	-	-	-	3%	-	3%	-
Others	2	1	1	-	-	-	1	1	-	-
	100%	50%	50%	-	-	-	50%	50%	-	-
	2%	1%	6%	-	-	-	3%	8%	-	-
Give it more of a family life emphasis/slant	2	2	-	-	-	-	1	-	1	-
	100%	100%	-	-	-	-	50%	-	50%	-
	2%	3%	-	-	-	-	3%	-	3%	-

INGATHERING MATERIALS SURVEY

For the NAD Church Ministries Department - Spring 1987

WHAT IMPROVEMENTS WOULD YOU SUGGEST FOR THE INGATHERING MATERIALS?

	INSTITUTION CHURCH		AVERAGE SABBATH ATTENDANCE			
	TOTAL YES	NO	UNDER 50	51-150	151-350	OVER 350
Use the 800 number for follow-up offers	1 100% 1%	1 100% 5%	- - -	- - -	1 100% 3%	- - -
Include more material about E G White	1 100% 1%	- - -	1 100% 1%	1 100% 4%	- - -	- - -
Deal with current social issues & needs	1 100% 1%	- - -	1 100% 1%	- - -	- - -	1 100% 7%

INGATHERING MATERIALS SURVEY
 For the MAD Church Ministries Department - Spring 1987

WHAT METHODS DID THE CHURCH USE TO RAISE ITS INGATHERING GOAL IN 1986?

	INSTITUTION CHURCH		AVERAGE SABBATH ATTENDANCE				
	TOTAL YES	NO	UNDER 50	51-150	151-350	OVER 350	
ANALYZED RESPONDENTS	100	22	78	25	42	19	14
	100%	22%	78%	25%	42%	19%	14%
	100%	100%	100%	100%	100%	100%	100%
Donations of members	93	22	71	23	39	17	14
	100%	24%	76%	25%	42%	18%	15%
	93%	100%	91%	92%	93%	89%	100%
Business solicitation	82	19	63	22	36	12	12
	100%	23%	77%	27%	44%	15%	15%
	82%	86%	81%	88%	86%	63%	86%
Door-to-door Solicitation	75	18	57	17	32	14	12
	100%	24%	76%	23%	43%	19%	16%
	75%	82%	73%	68%	76%	74%	86%
Public solicitation	13	3	10	1	7	1	4
	100%	23%	77%	8%	54%	8%	31%
	13%	14%	13%	4%	17%	5%	29%
Included in church budget	6	2	4	1	1	1	3
	100%	33%	67%	17%	17%	17%	50%
	6%	9%	5%	4%	2%	5%	21%
Other	4	1	3	-	1	1	2
	100%	25%	75%	-	25%	25%	50%
	4%	5%	4%	-	2%	5%	14%

INGATHERING MATERIALS SURVEY
 For the NAD Church Ministries Department - Spring 1987

PORTION OF INGATHERING FUNDS RAISED FROM NON-MEMBERS

	INSTITUTION CHURCH		AVERAGE SABBATH ATTENDANCE				
	TOTAL YES	NO	UNDER 50	51-150	151-350	OVER 350	
ANALYZED RESPONDENTS	97	21	76	25	40	18	14
	100%	22%	78%	26%	41%	19%	14%
	100%	100%	100%	100%	100%	100%	100%
None	4	-	4	-	3	1	-
	100%	-	100%	-	75%	25%	-
	4%	-	5%	-	8%	6%	-
Less than 25%	14	4	10	2	3	6	3
	100%	29%	71%	14%	21%	43%	21%
	14%	19%	13%	8%	8%	33%	21%
25% to 50%	35	10	25	7	14	6	8
	100%	29%	71%	20%	40%	17%	23%
	36%	48%	33%	28%	35%	33%	57%
51% to 75%	18	2	16	6	10	-	2
	100%	11%	89%	33%	56%	-	11%
	19%	10%	21%	24%	25%	-	14%
76% to 100%	26	5	21	10	10	5	1
	100%	19%	81%	38%	38%	19%	4%
	27%	24%	28%	40%	25%	28%	7%

INGATHERING MATERIALS SURVEY

For the NAD Church Ministries Department - Spring 1987

NUMBER OF CHURCH MEMBERS WHO ARE INVOLVED IN CONTACTING NON-MEMBERS

	INSTITUTION CHURCH		AVERAGE SABBATH ATTENDANCE				
	TOTAL YES	NO	UNDER 50	51-150	151-350	OVER 350	
ANALYZED RESPONDENTS	97	21	76	25	41	18	13
	100%	22%	78%	26%	42%	19%	13%
	100%	100%	100%	100%	100%	100%	100%
Less than ten	29	2	27	13	12	4	-
	100%	7%	93%	45%	41%	14%	-
	30%	10%	36%	52%	29%	22%	-
10 to 25	26	2	24	11	11	4	-
	100%	8%	92%	42%	42%	15%	-
	27%	10%	32%	44%	27%	22%	-
25 to 50	21	7	14	1	12	7	1
	100%	33%	67%	5%	57%	33%	5%
	22%	33%	18%	4%	29%	39%	8%
50 to 75	11	3	8	-	6	2	3
	100%	27%	73%	-	55%	18%	27%
	11%	14%	11%	-	15%	11%	23%
75 to 100	5	3	2	-	-	1	4
	100%	60%	40%	-	-	20%	80%
	5%	14%	3%	-	-	6%	31%
Over 100	5	4	1	-	-	-	5
	100%	80%	20%	-	-	-	100%
	5%	19%	1%	-	-	-	38%

INGATHERING MATERIALS SURVEY
 For the NAD Church Ministries Department - Spring 1987

MEMBERS WHO SIMPLY GIVE TO INGATHERING AS AN OFFERING

	INSTITUTION CHURCH		AVERAGE SABBATH ATTENDANCE				
	TOTAL YES	NO	UNDER 50	51-150	151-350	OVER 350	
ANALYZED RESPONDENTS	90	22	68	20	38	18	14
	100%	24%	76%	22%	42%	20%	16%
	100%	100%	100%	100%	100%	100%	100%
Less than 25%	36	7	29	11	14	6	5
	100%	19%	81%	31%	39%	17%	14%
	40%	32%	43%	55%	37%	33%	36%
25% to 50%	39	9	30	8	18	10	3
	100%	23%	77%	21%	46%	26%	8%
	43%	41%	44%	40%	47%	56%	21%
50% to 75%	11	3	8	1	4	1	5
	100%	27%	73%	9%	36%	9%	45%
	12%	14%	12%	5%	11%	6%	36%
75% to 100%	4	3	1	-	2	1	1
	100%	75%	25%	-	50%	25%	25%
	4%	14%	1%	-	5%	6%	7%

INGATHERING MATERIALS SURVEY
 For the NAD Church Ministries Department - Spring 1987

WHICH OF THE INGATHERING BOOKLETS DID YOU USE?

	INSTITUTION CHURCH		AVERAGE SABBATH ATTENDANCE				
	TOTAL YES	NO	UNDER 50	51-150	151-350	OVER 350	
ANALYZED RESPONDENTS	96 100% 100%	20 21% 100%	76 79% 100%	25 26% 100%	38 40% 100%	19 20% 100%	14 15% 100%
Vibrant Life	80 100% 83%	18 23% 90%	62 78% 82%	23 29% 92%	34 43% 89%	15 19% 79%	8 10% 57%
Message	21 100% 22%	3 14% 15%	18 86% 24%	2 10% 8%	6 29% 16%	6 29% 32%	7 33% 50%
El Centinela	7 100% 7%	1 14% 5%	6 86% 8%	1 14% 4%	4 57% 11%	2 29% 11%	- - -
Other	6 100% 6%	2 33% 10%	4 67% 5%	1 17% 4%	2 33% 5%	1 17% 5%	2 33% 14%

TABLE 43

INGATHERING MATERIALS SURVEY

For the MAD Church Ministries Department - Spring 1987

WHAT TYPE OF INGATHERING BOOKLET DID YOU USE?

	INSTITUTION CHURCH		AVERAGE SABBATH ATTENDANCE				
	TOTAL YES	NO	UNDER 50	51-150	151-350	OVER 350	
ANALYZED RESPONDENTS	81	15	66	23	32	15	11
	100%	19%	81%	28%	40%	19%	14%
	100%	100%	100%	100%	100%	100%	100%
Report version	47	10	37	12	22	6	7
	100%	21%	79%	26%	47%	13%	15%
	58%	67%	56%	52%	69%	40%	64%
Caroling version	33	3	30	9	13	8	3
	100%	9%	91%	27%	39%	24%	9%
	41%	20%	45%	39%	41%	53%	27%
Doctrinal version	15	6	9	5	5	2	3
	100%	40%	60%	33%	33%	13%	20%
	19%	40%	14%	22%	16%	13%	27%

INGATHERING MATERIALS SURVEY

For the NAD Church Ministries Department - Spring 1987

DID YOU HAVE BOOKLETS LEFT OVER?

	INSTITUTION CHURCH		AVERAGE SABBATH ATTENDANCE				
	TOTAL YES	NO	UNDER 50	51-150	151-350	OVER 350	
ANALYZED RESPONDENTS	97	20	77	25	40	18	14
	100%	21%	79%	26%	41%	19%	14%
	100%	100%	100%	100%	100%	100%	100%
Yes	81	18	63	19	33	16	13
	100%	22%	78%	23%	41%	20%	16%
	84%	90%	82%	76%	83%	89%	93%
NO	16	2	14	6	7	2	1
	100%	13%	88%	38%	44%	13%	6%
	16%	10%	18%	24%	18%	11%	7%

TABLE 45

INGATHERING MATERIALS SURVEY

For the NAD Church Ministries Department - Spring 1987

HOW MANY BOXES OF INGATHERING MATERIALS WERE LEFT OVER?

	INSTITUTION CHURCH		AVERAGE SABBATH ATTENDANCE				
	TOTAL YES	NO	UNDER 50	51-150	151-350	OVER 350	
ANALYZED RESPONDENTS	71	13	58	18	31	13	9
	100%	18%	82%	25%	44%	18%	13%
	100%	100%	100%	100%	100%	100%	100%
None	3	-	3	1	1	1	-
	100%	-	100%	33%	33%	33%	-
	4%	-	5%	6%	3%	8%	-
One to five boxes	34	8	26	9	15	7	3
	100%	24%	76%	26%	44%	21%	9%
	48%	62%	45%	50%	48%	54%	33%
Five to ten boxes	19	1	18	6	9	2	2
	100%	5%	95%	32%	47%	11%	11%
	27%	8%	31%	33%	29%	15%	22%
Ten to twenty boxes	11	2	9	2	5	2	2
	100%	18%	82%	18%	45%	18%	18%
	15%	15%	16%	11%	16%	15%	22%
More than 20 boxes	4	2	2	-	1	1	2
	100%	50%	50%	-	25%	25%	50%
	6%	15%	3%	-	3%	8%	22%

INGATHERING MATERIALS SURVEY

For the NAD Church Ministries Department - Spring 1987

DID YOU RECEIVE MORE MATERIALS THAN YOU ORDERED?

	INSTITUTION CHURCH		AVERAGE SABBATH ATTENDANCE				
	TOTAL	YES	NO	UNDER 50	51-150	151-350	OVER 350
ANALYZED RESPONDENTS	90	19	71	22	39	17	12
	100%	21%	79%	24%	43%	19%	13%
	100%	100%	100%	100%	100%	100%	100%
Yes	10	5	5	4	3	-	3
	100%	50%	50%	40%	30%	-	30%
	11%	26%	7%	18%	8%	-	25%
No	80	14	66	18	36	17	9
	100%	18%	83%	23%	45%	21%	11%
	89%	74%	93%	82%	92%	100%	75%

INGATHERING MATERIALS SURVEY

For the NAD Church Ministries Department - Spring 1987

HOW WOULD YOU FEEL IF THE DIFFERENT EDITIONS FOR THE VARIOUS ETHNIC GROUPS WERE COMBINED INTO ONE BOOKLET WITH A COVER PHOTO AND OTHER PHOTOS THAT INCLUDED ALL THOSE ETHNIC GROUPS?

	INSTITUTION CHURCH		AVERAGE SABBATH ATTENDANCE				
	TOTAL YES	NO	UNDER 50	51-150	151-350	OVER 350	
ANALYZED RESPONDENTS	99	21	78	25	41	19	14
	100%	21%	79%	25%	41%	19%	14%
	100%	100%	100%	100%	100%	100%	100%
Positive attitude	50	9	41	16	17	10	7
	100%	18%	82%	32%	34%	20%	14%
	51%	43%	53%	64%	41%	53%	50%
Neutral attitude	33	11	22	3	19	6	5
	100%	33%	67%	9%	58%	18%	15%
	33%	52%	28%	12%	46%	32%	36%
Negative attitude	16	1	15	6	5	3	2
	100%	6%	94%	38%	31%	19%	13%
	16%	5%	19%	24%	12%	16%	14%

INGATHERING MATERIALS SURVEY

For the NAD Church Ministries Department - Spring 1987

HOW WOULD YOU FEEL IF THE BOOKLET HAD FEWER PAGES?

	INSTITUTION CHURCH		AVERAGE SABBATH ATTENDANCE				
	TOTAL YES	NO	UNDER 50	51-150	151-350	OVER 350	
ANALYZED RESPONDENTS	100	22	78	25	42	19	14
	100%	22%	78%	25%	42%	19%	14%
	100%	100%	100%	100%	100%	100%	100%
Positive attitude	19	3	16	3	6	5	5
	100%	16%	84%	16%	32%	26%	26%
	19%	14%	21%	12%	14%	26%	36%
Neutral attitude	41	10	31	13	17	6	5
	100%	24%	76%	32%	41%	15%	12%
	41%	45%	40%	52%	40%	32%	36%
Negative attitude	40	9	31	9	19	8	4
	100%	23%	78%	23%	48%	20%	10%
	40%	41%	40%	36%	45%	42%	29%

INGATHERING MATERIALS SURVEY

For the NAD Church Ministries Department - Spring 1987

HOW WOULD YOU FEEL IF YOUR CHURCH WERE CHARGED A FEW PENNIES EACH FOR THE LARGER BOOKLETS?

	INSTITUTION CHURCH		AVERAGE SABBATH ATTENDANCE				
	TOTAL YES	NO	UNDER 50	51-150	151-350	OVER 350	
ANALYZED RESPONDENTS	100	22	78	25	42	19	14
	100%	22%	78%	25%	42%	19%	14%
	100%	100%	100%	100%	100%	100%	100%
Positive attitude	9	1	8	4	4	-	1
	100%	11%	89%	44%	44%	-	11%
	9%	5%	10%	16%	10%	-	7%
Neutral attitude	28	10	18	7	7	8	6
	100%	36%	64%	25%	25%	29%	21%
	28%	45%	23%	28%	17%	42%	43%
Negative attitude	63	11	52	14	31	11	7
	100%	17%	83%	22%	49%	17%	11%
	63%	50%	67%	56%	74%	58%	50%

INGATHERING MATERIALS SURVEY

For the NAD Church Ministries Department - Spring 1987

HOW WOULD YOU FEEL IF THAT STATISTICS ABOUT S.D.A. WORK INCLUDED ONLY THOSE ITEMS THAT ACTUALLY GET INGATHERING FUNDS INSTEAD OF ALL PROGRAMS?

	INSTITUTION CHURCH		AVERAGE SABBATH ATTENDANCE				
	TOTAL YES	NO	UNDER 50	51-150	151-350	OVER 350	
ANALYZED RESPONDENTS	98	21	77	24	41	19	14
	100%	21%	79%	24%	42%	19%	14%
	100%	100%	100%	100%	100%	100%	100%
Positive attitude	54	13	41	13	26	9	6
	100%	24%	76%	24%	48%	17%	11%
	55%	62%	53%	54%	63%	47%	43%
Neutral attitude	17	2	15	8	5	2	2
	100%	12%	88%	47%	29%	12%	12%
	17%	10%	19%	33%	12%	11%	14%
Negative attitude	26	6	20	3	10	7	6
	100%	23%	77%	12%	38%	27%	23%
	27%	29%	26%	13%	24%	37%	43%

INGATHERING MATERIALS SURVEY
 For the MAD Church Ministries Department - Spring 1987

IF THERE WAS A COST OF A FEW CENTS EACH FOR THE LARGER BOOKLETS - WHAT WOULD YOU RECOMMEND TO YOUR CHURCH BOARD?

	INSTITUTION CHURCH		AVERAGE SABBATH ATTENDANCE				
	TOTAL YES	NO	UNDER 50	51-150	151-350	OVER 350	
ANALYZED RESPONDENTS	100	22	78	25	42	19	14
	100%	22%	78%	25%	42%	19%	14%
	100%	100%	100%	100%	100%	100%	100%
Use on the free materials	51	10	41	9	22	12	8
	100%	20%	80%	18%	43%	24%	16%
	51%	45%	53%	36%	52%	63%	57%
Purchase a few of the larger booklets	29	8	21	6	13	4	6
	100%	28%	72%	21%	45%	14%	21%
	29%	36%	27%	24%	31%	21%	43%
Purchase as many as we used last year	11	2	9	5	5	1	-
	100%	18%	82%	45%	45%	9%	-
	11%	9%	12%	20%	12%	5%	-
Other	8	2	6	5	2	1	-
	100%	25%	75%	63%	25%	13%	-
	8%	9%	8%	20%	5%	5%	-
Don't know	1	-	1	-	-	1	-
	100%	-	100%	-	-	100%	-
	1%	-	1%	-	-	5%	-

INGATHERING MATERIALS SURVEY

For the MAD Church Ministries Department - Spring 1987

IF THE INGATHERING BOOKLET HAD A BLANK SPACE ON THE BACK COVER FOR A LOCAL IMPRINT - WOULD YOUR CHURCH PRINT SOMETHING THERE?

	INSTITUTION CHURCH			AVERAGE SABBATH ATTENDANCE			
	TOTAL	YES	NO	UNDER 50	51-150	151-350	OVER 350
ANALYZED RESPONDENTS	100	22	78	25	42	19	14
	100%	22%	78%	25%	42%	19%	14%
	100%	100%	100%	100%	100%	100%	100%
Yes	65	15	50	16	28	12	9
	100%	23%	77%	25%	43%	18%	14%
	65%	68%	64%	64%	67%	63%	64%
Maybe	18	1	17	4	9	2	3
	100%	6%	94%	22%	50%	11%	17%
	18%	5%	22%	16%	21%	11%	21%
No	17	6	11	5	5	5	2
	100%	35%	65%	29%	29%	29%	12%
	17%	27%	14%	20%	12%	26%	14%
Don't know	-	-	-	-	-	-	-
	-	-	-	-	-	-	-
	-	-	-	-	-	-	-

INGATHERING MATERIALS SURVEY
 For the NAD Church Ministries Department - Spring 1987

METHOD LIKELY USED BY THOSE CHURCHES THAT WOULD USE A LOCAL IMPRINT

	INSTITUTION CHURCH		AVERAGE SABBATH ATTENDANCE				
	TOTAL YES	NO	UNDER 50	51-150	151-350	OVER 350	
ANALYZED RESPONDENTS	73	16	57	17	33	13	10
	100%	22%	78%	23%	45%	18%	14%
	100%	100%	100%	100%	100%	100%	100%
Rubber stamp	34	6	28	9	14	6	5
	100%	18%	82%	26%	41%	18%	15%
	47%	38%	49%	53%	42%	46%	50%
Print shop	27	8	19	5	12	5	5
	100%	30%	70%	19%	44%	19%	19%
	37%	50%	33%	29%	36%	38%	50%
Don't know	7	2	5	1	5	1	-
	100%	29%	71%	14%	71%	14%	-
	10%	13%	9%	6%	15%	8%	-
Other method	3	-	3	-	2	1	-
	100%	-	100%	-	67%	33%	-
	4%	-	5%	-	6%	8%	-
Handwritten	2	-	2	2	-	-	-
	100%	-	100%	100%	-	-	-
	3%	-	4%	12%	-	-	-

INGATHERING MATERIALS SURVEY

For the NAD Church Ministries Department - Spring 1987

THE OUTREACH RESULTS OF INGATHERING

	INSTITUTION CHURCH		AVERAGE SABBATH ATTENDANCE				
	TOTAL YES	NO	UNDER 50	51-150	151-350	OVER 350	
ANALYZED RESPONDENTS	100	22	78	25	42	19	14
	100%	22%	78%	25%	42%	19%	14%
	100%	100%	100%	100%	100%	100%	100%
Health/community services	75	19	56	18	30	15	12
	100%	25%	75%	24%	40%	20%	16%
	75%	86%	72%	72%	71%	79%	86%
Bible studies requested	65	18	47	15	26	14	10
	100%	28%	72%	23%	40%	22%	15%
	65%	82%	60%	60%	62%	74%	71%
Have baptized someone	38	12	26	9	14	8	7
	100%	32%	68%	24%	37%	21%	18%
	38%	55%	33%	36%	33%	42%	50%

INGATHERING MATERIALS SURVEY
 For the NAD Church Ministries Department - Spring 1987

LEADERSHIP OF THE INGATHERING CAMPAIGN IN 1986

	INSTITUTION CHURCH		AVERAGE SABBATH ATTENDANCE				
	TOTAL YES	NO	UNDER 50	51-150	151-350	OVER 350	
ANALYZED RESPONDENTS	99	22	77	25	42	18	14
	100%	22%	78%	25%	42%	18%	14%
	100%	100%	100%	100%	100%	100%	100%
A lay leader	73	13	60	17	31	14	11
	100%	18%	82%	23%	42%	19%	15%
	74%	59%	78%	68%	74%	78%	79%
The pastor or associate	24	8	16	8	9	4	3
	100%	33%	67%	33%	38%	17%	13%
	24%	36%	21%	32%	21%	22%	21%
No one was responsible	2	1	1	-	2	-	-
	100%	50%	50%	-	100%	-	-
	2%	5%	1%	-	5%	-	-

INGATHERING MATERIALS SURVEY
 For the NAD Church Ministries Department - Spring 1987

WHAT IMPROVEMENTS WOULD YOU SUGGEST FOR THE INGATHERING MATERIALS?

	INSTITUTION CHURCH		AVERAGE SABBATH ATTENDANCE				
	TOTAL YES	NO	UNDER 50	51-150	151-350	OVER 350	
ANALYZED RESPONDENTS	94	21	73	24	40	16	14
	100%	22%	78%	26%	43%	17%	15%
	100%	100%	100%	100%	100%	100%	100%
Be more specific about the use of the funds	22	2	20	9	11	1	1
	100%	9%	91%	41%	50%	5%	5%
	23%	10%	27%	38%	28%	6%	7%
None	17	2	15	4	9	2	2
	100%	12%	88%	24%	53%	12%	12%
	18%	10%	21%	17%	23%	13%	14%
More emphasis on the community service statistics	13	5	8	2	6	2	3
	100%	38%	62%	15%	46%	15%	23%
	14%	24%	11%	8%	15%	13%	21%
Give it more localized emphasis & material	12	3	9	3	4	4	1
	100%	25%	75%	25%	33%	33%	8%
	13%	14%	12%	13%	10%	25%	7%
Make it more outreach and evangelism oriented	11	2	9	3	5	2	1
	100%	18%	82%	27%	45%	18%	9%
	12%	10%	12%	13%	13%	13%	7%
Improve the readability - make it briefer & simpler	6	1	5	-	1	3	2
	100%	17%	83%	-	17%	50%	33%
	6%	5%	7%	-	3%	19%	14%
Need additional languages	2	2	-	-	1	1	-
	100%	100%	-	-	50%	50%	-
	2%	10%	-	-	3%	6%	-
Change the actual use of the funds raised	2	1	1	1	-	-	1
	100%	50%	50%	50%	-	-	50%
	2%	5%	1%	4%	-	-	7%
Give it more of a health emphasis/slant	2	1	1	1	-	1	-
	100%	50%	50%	50%	-	50%	-
	2%	5%	1%	4%	-	6%	-
Others	2	-	2	-	1	-	1
	100%	-	100%	-	50%	-	50%
	2%	-	3%	-	3%	-	7%
Give it more of a family life emphasis/slant	2	1	1	-	1	-	1
	100%	50%	50%	-	50%	-	50%
	2%	5%	1%	-	3%	-	7%

TABLE 57

INGATHERING MATERIALS SURVEY
For the MAD Church Ministries Department - Spring 1987

WHAT METHODS DID THE CHURCH USE TO RAISE ITS INGATHERING GOAL IN 1986?

	ETHNICITY OF CHURCH					COMMUNITY CONTEXT OF CHURCH				
	TOTAL	WHITE	BLACK	HISPANIC	ASIAN	OTHER	URBAN	SUBURBAN	SMALL TOWN	RURAL
ANALYZED RESPONDENTS	58	47	9	1	-	1	22	8	24	4
	100%	81%	16%	2%	-	2%	38%	14%	41%	7%
	100%	100%	100%	100%	-	100%	100%	100%	100%	100%
Donations by members	58	47	9	1	-	1	22	8	24	4
	100%	81%	16%	2%	-	2%	38%	14%	41%	7%
	100%	100%	100%	100%	-	100%	100%	100%	100%	100%
Business solicitation	52	43	7	1	-	1	20	6	22	4
	100%	83%	13%	2%	-	2%	38%	12%	42%	8%
	90%	91%	78%	100%	-	100%	91%	75%	92%	100%
Door-to-door solicitation	45	35	9	1	-	-	18	5	18	4
	100%	78%	20%	2%	-	-	40%	11%	40%	9%
	78%	74%	100%	100%	-	-	82%	63%	75%	100%
Public solicitation	12	4	6	1	-	1	5	2	5	-
	100%	33%	50%	8%	-	8%	42%	17%	42%	-
	21%	9%	67%	100%	-	100%	23%	25%	21%	-
Included in church budget	6	5	1	-	-	-	2	-	3	1
	100%	83%	17%	-	-	-	33%	-	50%	17%
	10%	11%	11%	-	-	-	9%	-	13%	25%
Others	3	3	-	-	-	-	-	2	1	-
	100%	100%	-	-	-	-	-	67%	33%	-
	5%	6%	-	-	-	-	-	25%	4%	-

INGATHERING MATERIALS SURVEY
 For the NAD Church Ministries Department - Spring 1987

PORTION OF INGATHERING FUNDS RAISED FROM NON-MEMBERS

	ETHNICITY OF CHURCH					COMMUNITY CONTEXT OF CHURCH				
	TOTAL	WHITE	BLACK	HISPANIC	ASIAN	OTHER	URBAN	SUBURBAN	SMALL TWN	RURAL
ANALYZED RESPONDENTS	49	40	7	1	-	1	19	8	19	3
	100%	82%	14%	2%	-	2%	39%	16%	39%	6%
	100%	100%	100%	100%	-	100%	100%	100%	100%	100%
None	1	1	-	-	-	-	-	-	1	-
	100%	100%	-	-	-	-	-	-	100%	-
	2%	3%	-	-	-	-	-	-	5%	-
Less than 25%	6	5	1	-	-	-	2	4	-	-
	100%	83%	17%	-	-	-	33%	67%	-	-
	12%	13%	14%	-	-	-	11%	50%	-	-
25% to 50%	18	13	4	1	-	-	9	2	6	1
	100%	72%	22%	6%	-	-	50%	11%	33%	6%
	37%	33%	57%	100%	-	-	47%	25%	32%	33%
51% to 75%	15	12	2	-	-	1	7	-	6	2
	100%	80%	13%	-	-	7%	47%	-	40%	13%
	31%	30%	29%	-	-	100%	37%	-	32%	67%
76% to 100%	9	9	-	-	-	-	1	2	6	-
	100%	100%	-	-	-	-	11%	22%	67%	-
	18%	23%	-	-	-	-	5%	25%	32%	-

INGATHERING MATERIALS SURVEY

For the NAD Church Ministries Department - Spring 1987

NUMBER OF CHURCH MEMBERS WHO ARE INVOLVED IN CONTACTING NON-MEMBERS

	ETHNICITY OF CHURCH					COMMUNITY CONTEXT OF CHURCH				
	TOTAL	WHITE	BLACK	HISPANIC	ASIAN	OTHER	URBAN	SUBURBAN	SMALL TWN	RURAL
ANALYZED RESPONDENTS	57	47	8	1	-	1	21	8	24	4
	100%	82%	14%	2%	-	2%	37%	14%	42%	7%
	100%	100%	100%	100%	-	100%	100%	100%	100%	100%
Less than ten	16	16	-	-	-	-	2	3	10	1
	100%	100%	-	-	-	-	13%	19%	63%	6%
	28%	34%	-	-	-	-	10%	38%	42%	25%
10 to 25	20	15	4	1	-	-	7	3	8	2
	100%	75%	20%	5%	-	-	35%	15%	40%	10%
	35%	32%	50%	100%	-	-	33%	38%	33%	50%
25 to 50	13	11	2	-	-	-	7	1	4	1
	100%	85%	15%	-	-	-	54%	8%	31%	8%
	23%	23%	25%	-	-	-	33%	13%	17%	25%
50 to 75	1	1	-	-	-	-	-	-	1	-
	100%	100%	-	-	-	-	-	-	100%	-
	2%	2%	-	-	-	-	-	-	4%	-
75 to 100	4	3	1	-	-	-	2	1	1	-
	100%	75%	25%	-	-	-	50%	25%	25%	-
	7%	6%	13%	-	-	-	10%	13%	4%	-
Over 100	3	1	1	-	-	1	3	-	-	-
	100%	33%	33%	-	-	33%	100%	-	-	-
	5%	2%	13%	-	-	100%	14%	-	-	-

INGATHERING MATERIALS SURVEY

For the NAD Church Ministries Department - Spring 1987

WHICH OF THE INGATHERING BOOKLETS DID YOU USE?

	ETHNICITY OF CHURCH					COMMUNITY CONTEXT OF CHURCH				
	TOTAL	WHITE	BLACK	HISPANIC	ASIAN	OTHER	URBAN	SUBURBAN	SMALL TOWN	RURAL
ANALYZED RESPONDENTS	58	47	9	1	-	1	22	8	24	4
	100%	81%	16%	2%	-	2%	38%	14%	41%	7%
	100%	100%	100%	100%	-	100%	100%	100%	100%	100%
Vibrant Life	53	47	4	1	-	1	19	7	23	4
	100%	89%	8%	2%	-	2%	36%	13%	43%	8%
	91%	100%	44%	100%	-	100%	86%	88%	96%	100%
Message	12	2	9	-	-	1	7	1	4	-
	100%	17%	75%	-	-	8%	58%	8%	33%	-
	21%	4%	100%	-	-	100%	32%	13%	17%	-
El Centinela	1	-	-	1	-	-	-	-	1	-
	100%	-	-	100%	-	-	-	-	100%	-
	2%	-	-	100%	-	-	-	-	4%	-
Other	-	-	-	-	-	-	-	-	-	-
	-	-	-	-	-	-	-	-	-	-
	-	-	-	-	-	-	-	-	-	-

INGATHERING MATERIALS SURVEY
 For the NAD Church Ministries Department - Spring 1987

WHAT TYPE OF INGATHERING BOOKLET DID YOU USE?

	ETHNICITY OF CHURCH					COMMUNITY CONTEXT OF CHURCH				
	TOTAL	WHITE	BLACK	HISPANIC	ASIAN	OTHER	URBAN	SUBURBAN	SMALL TOWN	RURAL
ANALYZED RESPONDENTS	54	45	7	1	-	1	20	8	23	3
	100%	83%	13%	2%	-	2%	37%	15%	43%	6%
	100%	100%	100%	100%	-	100%	100%	100%	100%	100%
Caroling version	26	18	6	1	-	1	11	3	11	1
	100%	69%	23%	4%	-	4%	42%	12%	42%	4%
	48%	40%	86%	100%	-	100%	55%	38%	48%	33%
Report version	21	21	-	-	-	-	3	4	12	2
	100%	100%	-	-	-	-	14%	19%	57%	10%
	39%	47%	-	-	-	-	15%	50%	52%	67%
Doctrinal version	7	6	1	-	-	-	4	1	2	-
	100%	86%	14%	-	-	-	57%	14%	29%	-
	13%	13%	14%	-	-	-	20%	13%	9%	-

INGATHERING MATERIALS SURVEY
 For the NAD Church Ministries Department - Spring 1987

DID YOU HAVE BOOKLETS LEFT OVER?

	ETHNICITY OF CHURCH					COMMUNITY CONTEXT OF CHURCH				
	TOTAL	WHITE	BLACK	HISPANIC	ASIAN	OTHER	URBAN	SUBURBAN	SMALL TOWN	RURAL
ANALYZED RESPONDENTS	56	46	8	1	-	1	21	7	24	4
	100%	82%	14%	2%	-	2%	38%	13%	43%	7%
	100%	100%	100%	100%	-	100%	100%	100%	100%	100%
Yes	46	39	5	1	-	1	17	5	21	3
	100%	85%	11%	2%	-	2%	37%	11%	46%	7%
	82%	85%	63%	100%	-	100%	81%	71%	88%	75%
No	10	7	3	-	-	-	4	2	3	1
	100%	70%	30%	-	-	-	40%	20%	30%	10%
	18%	15%	38%	-	-	-	19%	29%	13%	25%

INGATHERING MATERIALS SURVEY
 For the MAD Church Ministries Department - Spring 1987

HOW MANY BOXES OF INGATHERING MATERIALS WERE LEFT OVER?

	ETHNICITY OF CHURCH					COMMUNITY CONTEXT OF CHURCH				
	TOTAL	WHITE	BLACK	HISPANIC	ASIAN	OTHER	URBAN	SUBURBAN	SMALL TOWN	RURAL
ANALYZED RESPONDENTS	38	31	5	1	-	1	11	5	19	3
	100%	82%	13%	3%	-	3%	29%	13%	50%	8%
	100%	100%	100%	100%	-	100%	100%	100%	100%	100%
None	-	-	-	-	-	-	-	-	-	-
	-	-	-	-	-	-	-	-	-	-
	-	-	-	-	-	-	-	-	-	-
One to five boxes	19	17	1	1	-	-	3	2	13	1
	100%	89%	5%	5%	-	-	16%	11%	68%	5%
	50%	55%	20%	100%	-	-	27%	40%	68%	33%
Five to ten boxes	9	8	1	-	-	-	3	2	3	1
	100%	89%	11%	-	-	-	33%	22%	33%	11%
	24%	26%	20%	-	-	-	27%	40%	16%	33%
Ten to twenty boxes	8	4	3	-	-	1	3	1	3	1
	100%	50%	38%	-	-	13%	38%	13%	38%	13%
	21%	13%	60%	-	-	100%	27%	20%	16%	33%
More than 20 boxes	2	2	-	-	-	-	2	-	-	-
	100%	100%	-	-	-	-	100%	-	-	-
	5%	6%	-	-	-	-	18%	-	-	-

INGATHERING MATERIALS SURVEY

For the NAD Church Ministries Department - Spring 1987

HOW WOULD YOU FEEL IF THE DIFFERENT EDITIONS FOR THE VARIOUS ETHNIC GROUPS WERE COMBINED INTO ONE BOOKLET WITH A COVER PHOTO AND OTHER PHOTOS THAT INCLUDED ALL THOSE ETHNIC GROUPS?

	ETHNICITY OF CHURCH					COMMUNITY CONTEXT OF CHURCH				
	TOTAL WHITE	BLACK	HISPANIC	ASIAN	OTHER	URBAN	SUBURBAN	SMALL TOWN	RURAL	
ANALYZED RESPONDENTS	58	47	9	1	-	1	22	8	24	4
	100%	81%	16%	2%	-	2%	38%	14%	41%	7%
	100%	100%	100%	100%	-	100%	100%	100%	100%	100%
Positive attitude	38	30	6	1	-	1	15	6	16	1
	100%	79%	16%	3%	-	3%	39%	16%	42%	3%
	66%	64%	67%	100%	-	100%	68%	75%	67%	25%
Neutral attitude	13	11	2	-	-	-	4	2	7	-
	100%	85%	15%	-	-	-	31%	15%	54%	-
	22%	23%	22%	-	-	-	18%	25%	29%	-
Negative attitude	7	6	1	-	-	-	3	-	1	3
	100%	86%	14%	-	-	-	43%	-	14%	43%
	12%	13%	11%	-	-	-	14%	-	4%	75%

INGATHERING MATERIALS SURVEY
 For the NAD Church Ministries Department - Spring 1987

HOW WOULD YOU FEEL IF THE BOOKLET HAD FEWER PAGES?

	ETHNICITY OF CHURCH					COMMUNITY CONTEXT OF CHURCH				
	TOTAL	WHITE	BLACK	HISPANIC	ASIAN	OTHER	URBAN	SUBURBAN	SMALL TWN	RURAL
ANALYZED RESPONDENTS	58	47	9	1	-	1	22	8	24	4
	100%	81%	16%	2%	-	2%	38%	14%	41%	7%
	100%	100%	100%	100%	-	100%	100%	100%	100%	100%
Positive attitude	13	10	2	-	-	1	6	1	5	1
	100%	77%	15%	-	-	8%	46%	8%	38%	8%
	22%	21%	22%	-	-	100%	27%	13%	21%	25%
Neutral attitude	19	17	1	1	-	-	5	4	10	-
	100%	89%	5%	5%	-	-	26%	21%	53%	-
	33%	36%	11%	100%	-	-	23%	50%	42%	-
Negative attitude	26	20	6	-	-	-	11	3	9	3
	100%	77%	23%	-	-	-	42%	12%	35%	12%
	45%	43%	67%	-	-	-	50%	38%	38%	75%

INGATHERING MATERIALS SURVEY

For the NAD Church Ministries Department - Spring 1987

HOW WOULD YOU FEEL IF YOUR CHURCH WERE CHARGED A FEW PENNIES EACH FOR THE LARGER BOOKLETS?

	ETHNICITY OF CHURCH					COMMUNITY CONTEXT OF CHURCH				
	TOTAL	WHITE	BLACK	HISPANIC	ASIAN	OTHER	URBAN	SUBURBAN	SMALL TOWN	RURAL
ANALYZED RESPONDENTS	58	47	9	1	-	1	22	8	24	4
	100%	81%	16%	2%	-	2%	38%	14%	41%	7%
	100%	100%	100%	100%	-	100%	100%	100%	100%	100%
Positive attitude	6	6	-	-	-	-	2	1	3	-
	100%	100%	-	-	-	-	33%	17%	50%	-
	10%	13%	-	-	-	-	9%	13%	13%	-
Neutral attitude	28	24	3	1	-	-	13	1	13	1
	100%	86%	11%	4%	-	-	46%	4%	46%	4%
	48%	51%	33%	100%	-	-	59%	13%	54%	25%
Negative attitude	24	17	6	-	-	1	7	6	8	3
	100%	71%	25%	-	-	4%	29%	25%	33%	13%
	41%	36%	67%	-	-	100%	32%	75%	33%	75%

INGATHERING MATERIALS SURVEY

For the NAD Church Ministries Department - Spring 1987

HOW WOULD YOU FEEL IF THE STATISTICS ABOUT S.D.A. WORK INCLUDED ONLY THOSE ITEMS THAT ACTUALLY GET INGATHERING FUNDS INSTEAD OF ALL PROGRAMS?

	ETHNICITY OF CHURCH					COMMUNITY CONTEXT OF CHURCH				
	TOTAL	WHITE	BLACK	HISPANIC	ASIAN	OTHER	URBAN	SUBURBAN	SMALL TWN	RURAL
ANALYZED RESPONDENTS	58	47	9	1	-	1	22	8	24	4
	100%	81%	16%	2%	-	2%	38%	14%	41%	7%
	100%	100%	100%	100%	-	100%	100%	100%	100%	100%
Positive attitude	23	20	2	1	-	-	8	6	7	2
	100%	87%	9%	4%	-	-	35%	26%	30%	9%
	40%	43%	22%	100%	-	-	36%	75%	29%	50%
Neutral attitude	17	12	4	-	-	1	7	1	8	1
	100%	71%	24%	-	-	6%	41%	6%	47%	6%
	29%	26%	44%	-	-	100%	32%	13%	33%	25%
Negative attitude	18	15	3	-	-	-	7	1	9	1
	100%	83%	17%	-	-	-	39%	6%	50%	6%
	31%	32%	33%	-	-	-	32%	13%	38%	25%

INGATHERING MATERIALS SURVEY

For the MAD Church Ministries Department - Spring 1987

IF THERE WAS A COST OF A FEW CENTS EACH FOR THE LARGER BOOKLETS - WHAT WOULD YOU RECOMMEND TO YOUR CHURCH BOARD?

	ETHNICITY OF CHURCH					COMMUNITY CONTEXT OF CHURCH				
	TOTAL	WHITE	BLACK	HISPANIC	ASIAN	OTHER	URBAN	SUBURBAN	SMALL TOWN	RURAL
ANALYZED RESPONDENTS	58	47	9	1	-	1	22	8	24	4
	100%	81%	16%	2%	-	2%	38%	14%	41%	7%
	100%	100%	100%	100%	-	100%	100%	100%	100%	100%
Use only the free items	18	11	5	1	-	1	9	2	7	-
	100%	61%	28%	6%	-	6%	50%	11%	39%	-
	31%	23%	36%	100%	-	100%	41%	25%	29%	-
Purchase a few of the larger booklets	23	20	3	-	-	-	9	4	8	2
	100%	87%	13%	-	-	-	39%	17%	35%	9%
	40%	43%	33%	-	-	-	41%	50%	33%	50%
Purchase as many as we used last year	15	15	-	-	-	-	3	1	9	2
	100%	100%	-	-	-	-	20%	7%	60%	13%
	26%	32%	-	-	-	-	14%	13%	38%	50%
Other	1	1	-	-	-	-	-	1	-	-
	100%	100%	-	-	-	-	-	100%	-	-
	2%	2%	-	-	-	-	-	13%	-	-
Don't know	1	-	1	-	-	-	1	-	-	-
	100%	-	100%	-	-	-	100%	-	-	-
	2%	-	11%	-	-	-	5%	-	-	-

INGATHERING MATERIALS SURVEY
For the MAD Church Ministries Department - Spring 1987

WHAT IMPROVEMENTS WOULD YOU SUGGEST IN THE INGATHERING MATERIALS?

	ETHNICITY OF CHURCH					COMMUNITY CONTEXT OF CHURCH				
	TOTAL	WHITE	BLACK	HISPANIC	ASIAN	OTHER	URBAN	SUBURBAN	SMALL TWN	RURAL
ANALYZED RESPONDENTS	56	45	9	1	-	1	22	8	22	4
	100%	80%	16%	2%	-	2%	39%	14%	39%	7%
	100%	100%	100%	100%	-	100%	100%	100%	100%	100%
They are excellent now	14	11	2	1	-	-	6	-	7	1
	100%	79%	14%	7%	-	-	43%	-	50%	7%
	25%	24%	22%	100%	-	-	27%	-	32%	25%
Other suggestions	10	8	2	-	-	-	4	1	3	2
	100%	80%	20%	-	-	-	40%	10%	30%	20%
	18%	18%	22%	-	-	-	18%	13%	14%	50%
Pie chart showing the use of the funds raised	8	7	1	-	-	-	2	2	4	-
	100%	88%	13%	-	-	-	25%	25%	50%	-
	14%	16%	11%	-	-	-	9%	25%	18%	-
Statistics about Community Service are important	7	6	-	-	-	1	3	1	3	-
	100%	86%	-	-	-	14%	43%	14%	43%	-
	13%	13%	-	-	-	100%	14%	13%	14%	-
Include reports only on how the funds are used	7	7	-	-	-	-	4	2	-	1
	100%	100%	-	-	-	-	57%	29%	-	14%
	13%	16%	-	-	-	-	18%	25%	-	25%
1	7	5	-	1	-	1	2	2	3	-
	100%	71%	-	14%	-	14%	29%	29%	43%	-
	13%	11%	-	100%	-	100%	9%	25%	14%	-
Make the booklet briefer	7	4	2	-	-	1	4	2	-	1
	100%	57%	29%	-	-	14%	57%	29%	-	14%
	13%	9%	22%	-	-	100%	18%	25%	-	25%
Mentioned problems with motivating church members	7	4	2	1	-	-	3	1	3	-
	100%	57%	29%	14%	-	-	43%	14%	43%	-
	13%	9%	22%	100%	-	-	14%	13%	14%	-
Need additional response mechanisms in booklet	4	4	-	-	-	-	1	2	-	1
	100%	100%	-	-	-	-	25%	50%	-	25%
	7%	9%	-	-	-	-	5%	25%	-	25%
Give more attention to presenting our beliefs	2	1	1	-	-	-	1	-	1	-
	100%	50%	50%	-	-	-	50%	-	50%	-
	4%	2%	11%	-	-	-	5%	-	5%	-

TABLE 70

INGATHERING MATERIALS SURVEY
 For the NAD Church Ministries Department - Spring 1987

WHAT METHODS DID THE CHURCH USE TO RAISE ITS INGATHERING GOAL IN 1986?

	INSTITUTION CHURCH		AVERAGE SABBATH ATTENDANCE				
	TOTAL YES	NO	UNDER 50	51 - 150	151 - 350	OVER 350	
ANALYZED RESPONDENTS	58	12	46	15	27	10	6
	100%	21%	79%	26%	47%	17%	10%
	100%	100%	100%	100%	100%	100%	100%
Donations by members	58	12	46	15	27	10	6
	100%	21%	79%	26%	47%	17%	10%
	100%	100%	100%	100%	100%	100%	100%
Business solicitation	52	11	41	15	24	7	6
	100%	21%	79%	29%	46%	13%	12%
	90%	92%	89%	100%	89%	70%	100%
Door-to-door solicitation	45	10	35	10	23	8	4
	100%	22%	78%	22%	51%	18%	9%
	78%	83%	76%	67%	85%	80%	67%
Public solicitation	12	2	10	3	4	3	2
	100%	17%	83%	25%	33%	25%	17%
	21%	17%	22%	20%	15%	30%	33%
Included in church budget	6	1	5	3	2	-	1
	100%	17%	83%	50%	33%	-	17%
	10%	8%	11%	20%	7%	-	17%
Others	3	1	2	1	1	-	1
	100%	33%	67%	33%	33%	-	33%
	5%	8%	4%	7%	4%	-	17%

TABLE 71

INGATHERING MATERIALS SURVEY
 For the NAD Church Ministries Department - Spring 1987

PORTION OF INGATHERING FUNDS RAISED FROM NON-MEMBERS

	INSTITUTION CHURCH		AVERAGE SABBATH ATTENDANCE				
	TOTAL YES	NO	UNDER 50	51 - 150	151 - 350	OVER 350	
ANALYZED RESPONDENTS	49	10	39	13	22	9	5
	100%	20%	90%	27%	45%	18%	10%
	100%	100%	100%	100%	100%	100%	100%
None	1	-	1	-	1	-	-
	100%	-	100%	-	100%	-	-
	2%	-	3%	-	5%	-	-
Less than 25%	6	3	3	-	1	5	-
	100%	50%	50%	-	17%	83%	-
	12%	30%	8%	-	5%	56%	-
25% to 50%	18	5	13	4	6	4	4
	100%	28%	72%	22%	33%	22%	22%
	37%	50%	33%	31%	27%	44%	80%
51% to 75%	15	2	13	5	9	-	1
	100%	13%	97%	33%	60%	-	7%
	31%	20%	33%	38%	41%	-	20%
76% to 100%	9	-	9	4	5	-	-
	100%	-	100%	44%	56%	-	-
	18%	-	23%	31%	23%	-	-

TABLE 72

INGATHERING MATERIALS SURVEY
 For the NAD Church Ministries Department - Spring 1987

NUMBER OF CHURCH MEMBERS WHO ARE INVOLVED IN CONTACTING NON-MEMBERS

	INSTITUTION CHURCH		AVERAGE SABBATH ATTENDANCE				
	TOTAL YES	NO	UNDER 50	51 - 150	151 - 350	OVER 350	
ANALYZED RESPONDENTS	57	12	45	15	27	10	5
	100%	21%	79%	26%	47%	18%	9%
	100%	100%	100%	100%	100%	100%	100%
Less than ten	16	2	14	10	3	2	1
	100%	13%	88%	63%	19%	13%	6%
	28%	17%	31%	67%	11%	20%	20%
10 to 25	20	2	18	5	12	3	-
	100%	10%	90%	25%	60%	15%	-
	35%	17%	40%	33%	44%	30%	-
25 to 50	13	3	10	-	11	2	-
	100%	23%	77%	-	85%	15%	-
	23%	25%	22%	-	41%	20%	-
50 to 75	1	1	-	-	-	1	-
	100%	100%	-	-	-	100%	-
	2%	8%	-	-	-	10%	-
75 to 100	4	2	2	-	1	2	1
	100%	50%	50%	-	25%	50%	25%
	7%	17%	4%	-	4%	20%	20%
Over 100	3	2	1	-	-	-	3
	100%	67%	33%	-	-	-	100%
	5%	17%	2%	-	-	-	60%

TABLE 73

INGATHERING MATERIALS SURVEY
 For the MAD Church Ministries Department - Spring 1987

WHICH OF THE INGATHERING BOOKLETS DID YOU USE?

	INSTITUTION CHURCH		AVERAGE SABBATH ATTENDANCE				
	TOTAL YES	NO	UNDER 50	51 - 150	151 - 350	OVER 350	
ANALYZED RESPONDENTS	58	12	46	15	27	10	6
	100%	21%	79%	26%	47%	17%	10%
	100%	100%	100%	100%	100%	100%	100%
Vibrant Life	53	12	41	15	24	9	5
	100%	23%	77%	28%	45%	17%	9%
	91%	100%	89%	100%	89%	90%	83%
Message	12	1	11	-	7	2	3
	100%	8%	92%	-	58%	17%	25%
	21%	8%	24%	-	26%	20%	50%
El Centinela	1	-	1	-	1	-	-
	100%	-	100%	-	100%	-	-
	2%	-	2%	-	4%	-	-
Other	-	-	-	-	-	-	-
	-	-	-	-	-	-	-
	-	-	-	-	-	-	-

TABLE 74

INGATHERING MATERIALS SURVEY

For the MAD Church Ministries Department - Spring 1987

WHAT TYPE OF INGATHERING BOOKLET DID YOU USE?

	INSTITUTION CHURCH		AVERAGE SABBATH ATTENDANCE				
	TOTAL	YES	NO	UNDER 50	51 - 150	151 - 350	OVER 350
ANALYZED RESPONDENTS	54	12	42	15	23	10	6
	100%	22%	78%	28%	43%	19%	11%
	100%	100%	100%	100%	100%	100%	100%
Caroling version	26	7	19	6	11	5	4
	100%	27%	73%	23%	42%	19%	15%
	48%	58%	45%	40%	48%	50%	67%
Report version	21	4	17	10	7	2	2
	100%	19%	81%	48%	33%	10%	10%
	39%	33%	40%	67%	30%	20%	33%
Doctrinal version	7	1	6	1	3	3	-
	100%	14%	86%	14%	43%	43%	-
	13%	8%	14%	7%	13%	30%	-

TABLE 75

INGATHERING MATERIALS SURVEY
 For the NAD Church Ministries Department - Spring 1987

DID YOU HAVE BOOKLETS LEFT OVER?

	INSTITUTION CHURCH		AVERAGE SABBATH ATTENDANCE				
	TOTAL YES	NO	UNDER 50	51 - 150	151 - 350	OVER 350	
ANALYZED RESPONDENTS	56	11	45	15	26	10	5
	100%	20%	80%	27%	46%	18%	9%
	100%	100%	100%	100%	100%	100%	100%
Yes	46	10	36	12	22	8	4
	100%	22%	78%	26%	48%	17%	9%
	82%	91%	80%	80%	85%	80%	80%
No	10	1	9	3	4	2	1
	100%	10%	90%	30%	40%	20%	10%
	18%	9%	20%	20%	15%	20%	20%

TABLE 76

INGATHERING MATERIALS SURVEY
For the NAD Church Ministries Department - Spring 1987

HOW MANY BOXES OF INGATHERING MATERIALS WERE LEFT OVER?

	INSTITUTION CHURCH		AVERAGE SABBATH ATTENDANCE				
	TOTAL YES	NO.	UNDER 50	51 - 150	151 - 350	OVER 350	
ANALYZED RESPONDENTS	38	8	30	11	17	7	3
	100%	21%	79%	29%	45%	18%	8%
	100%	100%	100%	100%	100%	100%	100%
None	-	-	-	-	-	-	-
	-	-	-	-	-	-	-
	-	-	-	-	-	-	-
One to five boxes	19	2	17	9	9	-	1
	100%	11%	89%	47%	47%	-	5%
	50%	25%	57%	82%	53%	-	33%
Five to ten boxes	9	1	8	2	4	3	-
	100%	11%	89%	22%	44%	33%	-
	24%	13%	27%	18%	24%	43%	-
Ten to twenty boxes	8	3	5	-	3	3	2
	100%	38%	63%	-	38%	38%	25%
	21%	38%	17%	-	18%	43%	67%
More than 20 boxes	2	2	-	-	1	1	-
	100%	100%	-	-	50%	50%	-
	5%	25%	-	-	6%	14%	-

TABLE 77

INGATHERING MATERIALS SURVEY

For the NAD Church Ministries Department - Spring 1987

HOW WOULD YOU FEEL IF THE DIFFERENT EDITIONS FOR THE VARIOUS ETHNIC GROUPS WERE COMBINED INTO ONE BOOKLET WITH A COVER PHOTO AND OTHER PHOTOS THAT INCLUDED ALL THOSE ETHNIC GROUPS?

	INSTITUTION CHURCH		AVERAGE SABBATH ATTENDANCE				
	TOTAL YES	NO	UNDER 50	51 - 150	151 - 350	OVER 350	
ANALYZED RESPONDENTS	58	12	46	15	27	10	6
	100%	21%	79%	26%	47%	17%	10%
	100%	100%	100%	100%	100%	100%	100%
Positive attitude	38	8	30	11	17	5	5
	100%	21%	79%	29%	45%	13%	13%
	66%	67%	65%	73%	63%	50%	83%
Neutral attitude	13	2	11	2	7	3	1
	100%	15%	85%	15%	54%	23%	8%
	22%	17%	24%	13%	26%	30%	17%
Negative attitude	7	2	5	2	3	2	-
	100%	29%	71%	29%	43%	29%	-
	12%	17%	11%	13%	11%	20%	-

TABLE 78

INGATHERING MATERIALS SURVEY

For the NAD Church Ministries Department - Spring 1987

HOW WOULD YOU FEEL IF THE BOOKLET HAD FEWER PAGES?

	INSTITUTION CHURCH		AVERAGE SABBATH ATTENDANCE				
	TOTAL YES	NO	UNDER 50	51 - 150	151 - 350	OVER 350	
ANALYZED RESPONDENTS	58	12	46	15	27	10	6
	100%	21%	79%	26%	47%	17%	10%
	100%	100%	100%	100%	100%	100%	100%
Positive attitude	13	3	10	2	6	2	3
	100%	23%	77%	15%	46%	15%	23%
	22%	25%	22%	13%	22%	20%	50%
Neutral attitude	19	4	15	5	10	4	-
	100%	21%	79%	26%	53%	21%	-
	33%	33%	33%	33%	37%	40%	-
Negative attitude	26	5	21	8	11	4	3
	100%	19%	81%	31%	42%	15%	12%
	45%	42%	46%	53%	41%	40%	50%

TABLE 79

INGATHERING MATERIALS SURVEY
 For the NAD Church Ministries Department - Spring 1987

HOW WOULD YOU FEEL IF YOUR CHURCH WERE CHARGED A FEW PENNIES EACH FOR THE LARGER BOOKLETS?

	INSTITUTION CHURCH		AVERAGE SABBATH ATTENDANCE				
	TOTAL YES	NO	UNDER 50	51 - 150	151 - 350	OVER 350	
ANALYZED RESPONDENTS	58	12	46	15	27	10	6
	100%	21%	79%	26%	47%	17%	10%
	100%	100%	100%	100%	100%	100%	100%
Positive attitude	6	-	6	3	2	1	-
	100%	-	100%	50%	33%	17%	-
	10%	-	13%	20%	7%	10%	-
Neutral attitude	28	5	23	7	14	4	3
	100%	18%	82%	25%	50%	14%	11%
	48%	42%	50%	47%	52%	40%	50%
Negative attitude	24	7	17	5	11	5	3
	100%	29%	71%	21%	46%	21%	13%
	41%	58%	37%	33%	41%	50%	50%

TABLE 80

INGATHERING MATERIALS SURVEY

For the NAD Church Ministries Department - Spring 1987

HOW WOULD YOU FEEL IF THE STATISTICS ABOUT S.D.A. WORK INCLUDED ONLY THOSE ITEMS THAT ACTUALLY GET INGATHERING FUNDS INSTEAD OF ALL PROGRAMS?

	INSTITUTION CHURCH		AVERAGE SABBATH ATTENDANCE				
	TOTAL YES	NO	UNDER 50	51 - 150	151 - 350	OVER 350	
ANALYZED RESPONDENTS	58	12	46	15	27	10	6
	100%	21%	79%	26%	47%	17%	10%
	100%	100%	100%	100%	100%	100%	100%
Positive attitude	23	7	16	4	11	6	2
	100%	30%	70%	17%	48%	26%	9%
	40%	58%	35%	27%	41%	60%	33%
Neutral attitude	17	3	14	7	8	-	2
	100%	18%	82%	41%	47%	-	12%
	29%	25%	30%	47%	30%	-	33%
Negative attitude	18	2	16	4	8	4	2
	100%	11%	89%	22%	44%	22%	11%
	31%	17%	35%	27%	30%	40%	33%

TABLE 81

INGATHERING MATERIALS SURVEY
 For the MAD Church Ministries Department - Spring 1987

IF THERE WAS A COST OF A FEW CENTS EACH FOR THE LARGER BOOKLETS - WHAT WOULD YOU RECOMMEND TO YOUR CHURCH BOARD?

	INSTITUTION CHURCH		AVERAGE SABBATH ATTENDANCE				
	TOTAL YES	NO	UNDER 50	51 - 150	151 - 350	OVER 350	
ANALYZED RESPONDENTS	58	12	46	15	27	10	6
	100%	21%	79%	26%	47%	17%	10%
	100%	100%	100%	100%	100%	100%	100%
Use only the free items	18	3	15	5	8	2	3
	100%	17%	83%	28%	44%	11%	17%
	31%	25%	33%	33%	30%	20%	50%
Purchase a few of the larger booklets	23	6	17	5	11	7	-
	100%	26%	74%	22%	48%	30%	-
	40%	50%	37%	33%	41%	70%	-
Purchase as many as we used last year	15	2	13	5	7	1	2
	100%	13%	87%	33%	47%	7%	13%
	26%	17%	28%	33%	26%	10%	33%
Other	1	1	-	-	-	-	1
	100%	100%	-	-	-	-	100%
	2%	8%	-	-	-	-	17%
Don't know	1	-	1	-	1	-	-
	100%	-	100%	-	100%	-	-
	2%	-	2%	-	4%	-	-

TABLE 82

INGATHERING MATERIALS SURVEY
 For the NAD Church Ministries Department - Spring 1987

WHAT IMPROVEMENTS WOULD YOU SUGGEST IN THE INGATHERING MATERIALS?

	INSTITUTION CHURCH		AVERAGE SABBATH ATTENDANCE				
	TOTAL YES	NO	UNDER 50	51 - 150	151 - 350	OVER 350	
ANALYZED RESPONDENTS	56	12	44	13	27	10	6
	100%	21%	79%	23%	48%	18%	11%
	100%	100%	100%	100%	100%	100%	100%
They are excellent now	14	4	10	3	7	2	2
	100%	29%	71%	21%	50%	14%	14%
	25%	33%	23%	23%	26%	20%	33%
Other suggestions	10	2	8	3	5	-	2
	100%	20%	80%	30%	50%	-	20%
	18%	17%	18%	23%	19%	-	33%
Pie chart showing the use of the funds raised	8	1	7	3	4	1	-
	100%	13%	88%	38%	50%	13%	-
	14%	8%	16%	23%	15%	10%	-
Statistics about Community Service are important	7	2	5	3	2	1	1
	100%	29%	71%	43%	29%	14%	14%
	13%	17%	11%	23%	7%	10%	17%
Include reports only on how the funds are used	7	2	5	1	4	2	-
	100%	29%	71%	14%	57%	29%	-
	13%	17%	11%	8%	15%	20%	-
Make the booklet briefer	7	1	6	1	3	2	1
	100%	14%	86%	14%	43%	29%	14%
	13%	8%	14%	8%	11%	20%	17%
Mentioned problems with motivating church members	7	2	5	-	1	4	2
	100%	29%	71%	-	14%	57%	29%
	13%	17%	11%	-	4%	40%	33%
Need additional response mechanisms in booklet	7	3	4	-	4	3	-
	100%	43%	57%	-	57%	43%	-
	13%	25%	9%	-	15%	30%	-
Give more attention to presenting our beliefs	4	2	2	1	3	-	-
	100%	50%	50%	25%	75%	-	-
	7%	17%	5%	8%	11%	-	-
Give more attention to presenting our beliefs	2	-	2	1	-	-	1
	100%	-	100%	50%	-	-	50%
	4%	-	5%	8%	-	-	17%