


# Marshmallow Constellations



**QUESTION:** What is a constellation?

**MATERIALS:**

Constellation Card set  
marshmallows

Star Chart set  
toothpicks

**PROCEDURE:**

1. Use the Star Chart set to organize your Constellation Cards into three groups: circumpolar constellations, summer constellations and winter constellations.
2. Use the marshmallows and toothpicks to make models of the constellations shown on the Constellation Card set.

**QUESTIONS:**

1. Which of the constellations examined in this lab cannot be seen this time of year?
2. Why are the circumpolar constellations always visible in the northern hemisphere?
3. Why are some constellations visible only in winter or only in summer?
4. Which constellation includes the star:

Betelgeuse \_\_\_\_\_

Mizar \_\_\_\_\_

Deneb \_\_\_\_\_

Vega \_\_\_\_\_

Arcturus \_\_\_\_\_

Aldebaran \_\_\_\_\_

# PS – Activity #15

**BIG DIPPER**



**BOOTES**



**CASSIOPEA**



**DRACO**



**GEMINI**



**LEO**



**LITTLE DIPPER**



**ORION**



**PLEIADES**



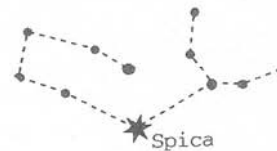
**TAURUS**



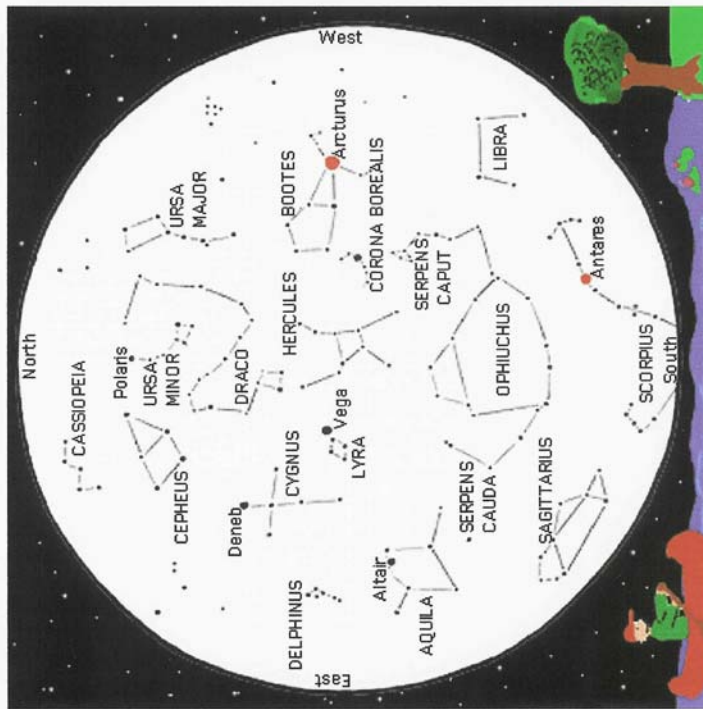
**LYRA**



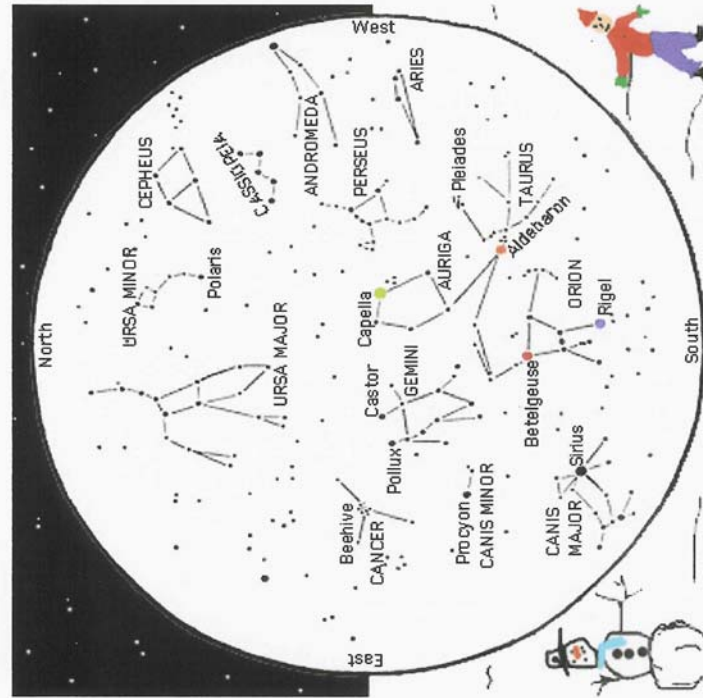
**VIRGO**



STAR CHART



SUMMER CONSTELLATIONS



WINTER CONSTELLATIONS